

Euromex NV

# Solvency and Financial Condition Report 2021

Version 1.0

April 8<sup>th</sup>, 2022

<b>Executive Summary</b> .....	7
<b>A. Business and performance (Article 51(1)(a))</b> .....	12
<b>A.1. Business</b> .....	12
<b>A.2. Performance of underwriting activities</b> .....	14
<b>A.3. Performance of investment activities</b> .....	16
<b>A.4. Performance of other activities</b> .....	16
<b>A.5. Other relevant information</b> .....	17
<b>B. System of Governance (B – Article 51(1)(b))</b> .....	18
<b>B.1. General information</b> .....	18
<b>B.2. Fit and proper requirements, transactions with leaders</b> .....	25
<b>B.3. Risk management system including the ORSA</b> .....	26
<b>B.4. Internal control system</b> .....	29
<b>B.5. Internal audit function</b> .....	31
<b>B.6. Actuarial function</b> .....	31
<b>B.7. Outsourcing</b> .....	32
<b>B.8. Any other Information</b> .....	33
<b>C. Risk Profile (Article 51(1)(c))</b> .....	34
<b>C.1. Underwriting risk</b> .....	34
<b>C.2. Market Risk</b> .....	36
<b>C.3. Counterparty default risk</b> .....	39
<b>C.4. Liquidity risk</b> .....	40
<b>C.5. Operational risk</b> .....	41
<b>C.6. Other material risks</b> .....	42
<b>D. Valuation for solvency purposes (Article 51(1)(d))</b> .....	43
<b>D.1. Assets</b> .....	43
<b>D.2. Technical provisions</b> .....	46
<b>D.3. Other liabilities</b> .....	49
<b>E. Capital management</b> .....	50
<b>E.1. Own funds</b> .....	50
<b>E.2. SCR and MCR</b> .....	54
<b>E.3. Non-compliance with the MCR and the SCR</b> .....	58
<b>E.4. Difference between the standard formula and any internal model used</b> .....	58
<b>E.5. Other relevant information</b> .....	59

## Glossary

### **Ancillary Own Funds**

Ancillary Own Funds shall consist of items other than Basic Own Funds which can be called up to absorb losses. They require supervisory approval and cannot be used to cover the MCR. (Solvency II Directive 2009/138/EC, Article 89)

### **Basic Own Funds**

Basic Own Funds are composed of the excess of assets over liabilities, valued according to market-consistent principles, and subordinated liabilities.

### **Best Estimate**

The Best Estimate is part of the Technical Provisions. It corresponds to the probability-weighted average of future cash-flows, taking account of the time value of money (expected present value of future cash-flows), using the relevant Risk-free Interest Rate Term Structure. The calculation of the Best Estimate is based upon up-to-date and credible information and realistic assumptions and is performed using adequate, applicable and relevant actuarial and statistical methods. The cash-flow projection used in the calculation of the Best Estimate takes account of all the cash in- and out-flows required to settle the insurance and reinsurance obligations over the lifetime thereof. It is calculated gross of reinsurance.

### **Minimum Capital Requirement**

The Minimum Capital Requirement corresponds to an amount of eligible Basic Own Funds. Below this amount policy holders and beneficiaries are exposed to an unacceptable level of risk so that insurance and reinsurance undertakings are not allowed to continue their operations. (Solvency II Directive 2009/138/EC, Article 129)

### **Own Risk and Solvency Assessment (ORSA)**

Own Risk and Solvency Assessment is a risk management process which connects business strategy and capital planning and which is an integral part of the business strategy. ORSA needs to be performed annually or whenever the risk profile changes significantly. The process is owned by the Board, and has to be documented and reported internally and to the supervisor.

### **Own Funds**

Own Funds are defined as the sum of Basic Own Funds and Ancillary Own Funds. (Solvency II Directive 2009/138/EC, Article 77)

### **Reconciliation Reserve**

The Reconciliation Reserve (revaluation reserve) is part of the own funds of the Solvency II balance sheet. It results from the surplus of assets over liabilities less items such as share capital, capital reserve or foundation fund, preference shares and surplus fund. In addition, adjustments must be made, such as for foreseeable dividend payments.

### **Risk Margin**

The Risk Margin is part of the Technical Provisions and shall be such as to ensure that the value of the Technical Provisions is equivalent to the amount that insurance and reinsurance undertakings would be expected to require in order to take over and meet the insurance and reinsurance obligations. The Risk Margin is determined by the cost of providing an amount of eligible own funds equal to the Solvency Capital Requirement necessary to support the insurance and reinsurance obligations over the lifetime thereof.

### **Risk-free Interest Rate**

The Risk-free Interest Rate term structure is relevant for the calculation of liabilities by insurance and reinsurance undertakings. EIOPA is required to publish the Risk-free Interest Rate for Solvency II.

As a default approach, the Risk-free Interest Rate is primarily derived from the rates at which two parties are prepared to swap fixed and floating interest rate obligations. (EIOPA-BoS-15/035)

### **Solvency Capital Requirement (SCR)**

The Solvency Capital Requirement should reflect a level of eligible own funds that enables insurance and reinsurance undertakings to absorb significant losses and that gives reasonable assurance to policy holders and beneficiaries that payments will be made as they fall due. This amount is determined with reference to the risks assumed by the company. (Solvency II Directive 2009/138/EC, Paragraph 62)

### **Solvency II Ratio**

The Solvency II Ratio represents the company's own funds against its SCR. Insurance and reinsurance undertakings are required to maintain their Solvency II Ratio above 100%. If the ratios are lower, measures are initiated by the national supervisory authority, such as the need for an action plan to restore the ratios to required levels.

### **Surplus Funds**

Surplus Funds shall be deemed to be accumulated profits which have not been made available for distribution to policy holders and beneficiaries.

In so far as authorised under national law, Surplus Funds shall not be considered as insurance and reinsurance liabilities to the extent that they fulfil the criteria set out in Article 94(1).

### **Technical Provisions**

The value of the Technical Provisions under Solvency II correspond to the amount which another insurance or reinsurance undertaking would be expected to require to take over and fulfill the underlying insurance and reinsurance obligations. They are calculated as the sum of the best estimates liabilities and the Risk Margin.

### **Volatility Adjustment**

The Volatility Adjustment is a measure to ensure the appropriate treatment of insurance products with long-term guarantees under Solvency II. (Re) insurers are allowed to adjust the risk-free-rate to mitigate the effect of short-term volatility of bond spreads on their solvency position. In that way, the Volatility Adjustment prevents pro-cyclical investment behavior of (re)insurers.

## Legal Disclaimer

This report has been prepared solely to fulfill the obligations arising from the supervisory reporting (Solvency and Financial Condition Report under Articles 51 et seq. of the SII Directive 2009/138 / EC in conjunction with Articles 290 et seq. of Delegated Regulation (EU) 2015 / 35 of the Commission of 10 October 2014). Unless otherwise indicated in this report, all statements and information contained herein are based on facts and knowledge as at the reference date of the report. The same applies to all forward-looking statements and information contained in this report, such as f.e. forecasts, expectations, developments, plans, intentions, assumptions, beliefs or outlooks. Forward-looking statements are subject to many factors, and no assurance, warranty or guarantee is given that the forward-looking statements will take place or be fulfilled as expected. Furthermore, new factors with a significant impact on forward-looking statements may arise at any time. It cannot be predicted what these factors are and what influence they have individually or in combination with other circumstances. It is not intended to update any of these forward-looking statements and information due to changed circumstances or new knowledge unless expressly required by applicable laws or regulations.

# Executive Summary

## Introduction

Euromex is a monoline Belgian insurance company specialized in legal protection since 1948. It operates under the legal form of a "Public Limited Company ('Naamloze Vennootschap')". Euromex is part of, and strongly embedded in the Baloise Group (owned by Bâloise Holding Ltd, Switzerland). Located at the heart of Europe, with its head office in Basel, the Baloise Group is a provider of prevention, pensions, assistance and insurance solutions.

The purpose of this report is to satisfy the public disclosure requirements under the law of 13/03/2016 including the Solvency II Directive 2009/138/EC, the Commission Delegated Regulation (EU) 2015/35 and the EIOPA Guidelines on Reporting and Disclosure. The elements of the disclosure relate to business & performance, system of governance, risk profile, solvency valuation and capital management.

## Highlights

### **Acquisitions within the Baloise Group impact the insurance landscape**

The portfolio legal protection of Fidea NV has been transferred to Euromex at April 1<sup>st</sup> 2020. 2021 is the first year where the full impact of the portfolio transfer can be observed on the premium and claim characteristics.

In June 2020 Baloise Insurance has completed the acquisition of the non-life portfolio of Athora Belgium. The transfer of the stand-alone portfolio legal protection to Euromex has been realized at November 1st 2021. The transfer of the add-on business legal protection, which represents more than 90% of the portfolio, will follow in 2022 and the outstanding claims will follow in 2023 under the condition that the transactions are approved by the NBB.

### **Covid-19 pandemic**

In 2021 the ongoing Coronavirus (COVID-19) pandemic still influenced the way people and businesses interact with each other, especially with the appearance of new virus variants. To protect the health of the population, governments around the world kept different measures in place to reduce the spread of COVID-19. Besides the continuous social distancing measures, travel restrictions, and public health measures, the broad availability of different vaccines boosted the fight against COVID-19.

While closely monitoring the constantly changing situation, Euromex managed to serve as a reliable partner for its customers, investors, employees and the society at all times. Its business proved to be stable and successful even in the second year of the pandemic. The company further digitalized its

processes and is addressing the changed business environment during the pandemic accordingly. Overall, Euromex successfully continued on its path of sustainable and continuous growth.

## Business and Performance

### Stable profit despite a challenging environment

Euromex generated a net profit in 2021 of 11.8 Mio EUR (in accordance to the Belgian Accounting Standards BGAAP). This result was conducted by a business volume of 85.9 Mio EUR earned premium, an increase with 7.8% compared to year-end 2020 still driven by the acquisition of the legal protection of Fidea at 01/04/2020 in addition to the organic growth.

From an operating perspective, the primarily challenge in 2021 was to ensure the continuity of services to the brokers and clients. Given the result of the broker satisfaction survey with a NPS (Net Promoter Score) of 45, which means an increase by 24 compared to the former survey in 2019, we succeeded to achieve this goal.

Despite working remotely Euromex was able to launch a new digital broker platform (Eureka) and on November 1<sup>st</sup> in 2021 the former stand-alone portfolio legal protection of Athora with a premium volume of 0.25 Mio EUR has been transferred from Baloise to Euromex.

The focus at Euromex was also on maintaining the strong technical result that she performed the previous years and on controlling the expenses. This resulted in an annual gross technical result of 13.8 Mio EUR (12.1 Mio EUR YE 2020).

## System of Governance

### We practice sound, responsible corporate governance.

As a company that adds value, Euromex attaches great importance to practicing sound, responsible corporate governance.

The system of governance in place at Euromex is considered as adequate to the nature, scale and complexity of the risks inherent in the company's business. This is confirmed by the Board of Directors of Euromex. Adequacy is deducted from the governance principles and framework in line with regulatory requirements. Furthermore, the Fit and Proper process applied, together with the company's Code of Conduct, ensure the adequacy of key personnel such as the adequacy of key functions implemented according to the Solvency II regulation.

## Risk Profile

### All material risks are identified, assessed and managed.



All risks as defined in the Baloise risk map - consisting of insurance, investment, financial structure, business environment, operational and leadership & information risks - are assessed on a regular basis taking into account risk mitigating measures in place. On a yearly basis risks are assessed in a bottom-up and top-down process by the functional department responsables (risk owner and risk controller), the executive committee and validated by the risk management function. The process also considers emerging and strategic risks. The results of the different assessments highlight the typical risks of a monoline insurance company.

## Valuation for Solvency Purposes

**The different valuation principles mount up the local own funds from 75.3 Mio EUR to Solvency II available capital of 97.5 Mio EUR.**

Valuation principles and results are presented under both the Solvency II and local accounting framework. Significant differences between these frameworks are documented. This not only comprises differences in valuation principles, but also differences in recognition and/or in classification of certain assets and liabilities. Due to these differences the local GAAP own funds mount up to 75.3 Mio EUR, where in Solvency II an extra gain of 22.1 Mio EUR exists resulting in SII excess assets over liabilities of 97.5 Mio EUR (impact of foreseeable dividend included). The main differences find their origin in the different valuation of the technical provisions and the capital gains on the bonds and equity portfolio. The balance sheet can be summarized as below.

## Balance Sheet - Local GAAP and Solvency II Valuation

			2021.12
	Solvency II	LocalGAAP	Difference
EUR '000			
<b>Total assets</b>	253,711.1	245,280.5	8,430.7
<b>Total liabilities</b>	152,758.1	169,955.1	-17,196.9
<b>Excess of assets over liabilities</b>	100,953.0	75,325.4	25,627.6

Compared to YE 2020 the surplus on the technical provisions (comparison between accounting and SII provisions) has increased by 24.2 Mio EUR, driven by an update of the best estimate methodology that results in a higher surplus on the technical provisions of 17.7 Mio EUR and an updated risk margin calculation (joined impact of a methodological update, the revision of the USP parameter for reserve risk and a lower best estimate) that has led to a decrease of the risk margin of 6.5 Mio EUR.

## Capital Management

### The Solvency II quote for Euromex is 289.8%

The Solvency II quote for Euromex was 289.8% at the end of 2021, applying volatility adjustment. The legal requirement to hold sufficient own funds to cover the solvency capital requirement has therefore been fulfilled. The Solvency II ratio is also above the target ratio of 150% set in Euromex' updated Risk Appetite and Risk Strategy policy, which came into effect on 01/01/2021.

Compared to year-end 2020 a significant increase in solvency ratio can be observed from 138.5% to 289.8%. In 2021 the calculation methodologies of the best estimate and risk margin have been reviewed. In addition to this, also the quality of the data (time consistency) that is used for best estimate and USP calculations has been improved. These improvements had a significant contribution to the increase of the SCR ratio YE 2021.

A dividend of 3.5 Mio EUR is foreseen to be paid out in 2022 over the year 2021.

### Solvency II Ratio

	2020	2021
	Total	Total
EUR '000		
Total available own funds to meet the SCR	72,357.1	97,453.0
Solvency Capital Requirement	52,237.6	33,630.6
<b>Solvency II Ratio</b>	138.5%	289.8%

## Post closing events

An initial analysis of the events in Ukraine did not reveal any material consequences for Euromex or its risk profile until 25.03.2022.

## **A. Business and performance (Article 51(1)(a))**

### **A.1. Business**

#### **A.1.1. General information**

Euromex is a monoline Belgian insurance company specialised in legal protection since 1948.

It operates under the legal form of a Limited Liability Company ('Naamloze vennootschap'). The 'Nationale Bank van België' ('NBB') represents the responsible supervisory authority. The external auditor is Ernst & Young Bedrijfsrevisoren CV, De Kleetlaan 2, 1831 Diegem, represented by mrs. C. Weymeersch.

Baloise Belgium NV, (with registered office at Posthofbrug 16 2600 Berchem, BELGIUM) is the main (99.82%) shareholder of Euromex. 0.18% is owned by Mercator-Immo NV (with registered office at Posthofbrug 16 2600 Berchem, BELGIUM). Euromex is part of, and strongly embedded in the Baloise Group (owned by Baloise Holding Ltd<sup>1</sup>, at 21, Aeschengraben, 4002 Basel, SWITZERLAND). Located at the heart of Europe, with its head office in Basel, the Baloise Group is a provider of prevention, pension, assistance and insurance solutions.

At the end of 2021, in addition to its Swiss and Belgian activities, the group has relevant foreign operations in Germany, Luxemburg and Liechtenstein.

An active interaction is established between Baloise Belgium NV and Euromex, based on, i.a. the presence of Baloise Belgium representatives on Euromex' Board of Directors, and the extensive management reporting procedures. Important synergies exist, i.a., in financial reporting, asset management, actuarial services, IT and in risk management.

Euromex realized a total business volume of 85.9 Mio EUR in premium earned compared to 79.6 Mio EUR in 2020.

The basis of the business strategy of Euromex is the ambition of Baloise Group to become the trusted choice for our clients. To realise this the business strategy focusses on the three following pillars:

- Employees: Baloise aims to be a leading employer;
- Customers: Baloise Belgium wants to be the trusted choice for its clients and aims to attract

---

<sup>1</sup> Baloise Group's supervisor is the Swiss 'Financial Market Supervisory Authority ('FINMA')' and can be contacted at Laupenstrasse 27 – CH-3003 Bern.

additional customers as aligned with the group ambitions;

- Investors: Baloise aims to be an attractive, reliable and responsible investment.

Euromex has defined clear goals in the Business Plan 2022 – 2025 to contribute to these Group targets.

## **A.1.2. Significant business and geographical coverage**

### **A.1.2.1. Main business lines and geographical areas**

In 2021, Euromex realized a BGAAP gross earned premium volume of 85.9 Mio EUR, that is the sum of inclusion and separate production. The earned premium increased by 6.2 Mio EUR compared to 2020 still driven by the portfolio acquisition legal protection of Fidea at 01/04/2020 in addition to the organic growth. 2021 is the first year where the full impact of the portfolio transfer of Fidea can be observed on the premium and claim characteristics.

Per 31/12/2021, the corresponding BGAAP technical provisions (premium and claim provisions) amounted to 155.3 Mio EUR compared to 149.2 Mio EUR at YE 2020.

As a monoline insurer Euromex provides service in the legal expenses insurance business. The company continues to invest in a profitable growth via brokers. The premium volume is almost fully realised in Belgium with highest concentration in the Flemish part of the country.

### **A.1.2.2. Significant business or other events**

#### **Covid 19**

From an operating perspective, the primarily challenge in 2021 was to ensure the continuity of services to the brokers and clients. Given the result of the broker satisfaction survey with a NPS (Net Promotor Score) of 45, which means an increase by 24 compared to the former survey in 2019, we succeeded to achieve this goal.

Another challenge was to safeguard the well-being of our employees while respecting the public health measures. The increase of the results of Employees Engagement Survey (88% of the employees recommending Euromex as a good place to work) indicates that also this goal was achieved.

Despite working remotely Euromex was able to launch a new digital broker platform (Eureka) and on November 1<sup>st</sup> in 2021 the former stand-alone portfolio legal protection of Athora with a premium volume of 0.25 Mio EUR has been transferred from Baloise to Euromex.

#### **Portfolio acquisitions**

In June 2020 Baloise Insurance has completed the acquisition of the non-life portfolio of Athora Belgium. The transfer of the stand-alone portfolio legal protection to Euromex has been realized at November 1<sup>st</sup> 2021. The transfer of the inclusion-business legal protection, which represents more than 90% of the portfolio, will follow in 2022 and the outstanding claims will follow in 2023 under the condition that the transactions are approved by the NBB.

### **Mass claim events in 2021**

In 2021 Euromex is confronted with claims that are interrelated and can therefore be considered as an event. Examples are the floods of July 2021 and the solar panels.

### **Financial markets**

Even though the non-life insurance business is less susceptible to the low interest rate environment, the company closely monitors the market evolutions with respect to the interest and spread risk and invests in high quality assets.

### **Digital transformation**

In general, external developments like technological changes, access to big data, use of portable devices by customers, increased interest for protection against cyber criminality, service providers offering legal protection other than insurance companies... are more and more impacting the insurance market. Euromex is closely monitoring these evolutions and is actively exploring the opportunities these developments offer.

### **Regulatory framework**

Finally, regulatory changes (IDD, Assurmifid, GDPR, Solvency II...) are also heavily impacting the way insurers conduct their businesses and interact with their customers, resulting in strong market competition. The company's customer centricity approach perfectly fits within these developments.

## **A.2. Performance of underwriting activities**

### **A.2.1. The overall performance under BGAAP**

The following table summarizes the P&L account of Euromex under BGAAP, as disclosed in the annual reporting, over the actual and the previous reporting period. The next subsection will further analyze the underwriting component of the technical results.

### S.05.01. Premiums, claims and expenses - Non-Life aggregated

	2020		2021	
	Gross	Net	Gross	Net
EUR '000				
Premiums earned	79,642.3	75,093.6	85,889.7	80,519.4
Claims incurred	33,360.8	26,637.7	35,003.7	30,195.1
Changes in other technical provisions	0	0	0	0
Expenses excl. investment management expenses	36,120.8	33,878.8	39,234.7	36,803.6
<b>Annual underwriting result</b>	<b>10,160.7</b>	<b>14,577.1</b>	<b>11,651.3</b>	<b>13,520.8</b>

### A.2.2. The underwriting performance of the non-life activity under BGAAP

The underwriting performance is considered at the portfolio level. With a gross underwriting result of 13.8 Mio EUR the non-life underwriting activity clearly provides a large contribution to the company's total result. The non-life underwriting results slightly outweighs the 2020 result, which highlights the stability of Euromex as an insurance company, triggered by a strict follow-up of the underwriting result to identify unfavourable risks and take where necessary the appropriate action.

The impact of reinsurance on the underwriting result is limited to -0.6 Mio EUR.

### A.2.3. The underwriting result of the life activity under BGAAP

As Euromex is a non life insurance company this chapter is without subject.

## A.3. Performance of investment activities

### A.3.1. Overview of the investment performance as per financial statements and current income

Euromex kept the large majority of its assets invested in bonds. Under the given asset allocation, the major part of Euromex investment income is recurring. For the bond's portfolio, this recurring income corresponds to earned interest as well as changes in the book value of the bonds w.r.t. amortization of agio/disagio's and provides a stable income. The investment income is also been positively impacted by recurring rental income on the property portfolio. The result of the financial income is presented below.

#### Income and expenses from investments by asset class

	Bonds	Equities	Property	Other	Charges & Expenses	Total
EUR '000						
<b>Income and expenses from investments</b>						
Investment income	2,048.3	264.6	162.9	-58.7	-256.7	2,160.5

Compared to last year we observe an decrease in financial income. The interest income is slightly decreasing which finds its origin in the renewal of the bonds portfolio at lower interest rates. The 2020 result was positively impacted by non-recurring realized gains on the property portfolio.

### A.3.2. Gains and losses recognized directly in equity

Under BGAAP, there are no gains or losses that are recognized directly in equity.

### A.3.3. Investments in financial instruments based on repackage loans

At YE2021, Euromex has no investments in repackaged loans.

## A.4. Performance of other activities

In addition to the elements discussed in the sections about underwriting and investment performance, a few other elements with significant impact on the company's profit and loss have to be mentioned.

The company's P&L account was impacted by 'other costs' for an amount of 2.3 Mio EUR.



Euromex has no material lease contracts.

## **A.5. Other relevant information**

No further information

## **B. System of Governance (B – Article 51(1)(b))**

### **B.1. General information**

#### **B.1.1. Governance structure: overview**

##### **B.1.1.1. Board of Directors**

The Board of Directors is composed of executive and non-executive directors appointed by the General Shareholders Meeting for a renewable term of each at most six years. The majority of the directors of the Board of Directors are non-executive directors. At least two directors are independent directors.

The Board of Directors meets every time it is appropriate and at least three times a year. The Board of Directors has i.a. the following responsibilities:

- Determining the general company strategy, Risk Policy and Integrity Policy:
  - the strategy, values and objectives of the company with, among other things, the Commercial Policy, the Governance Policy (the Fit & Proper Policy, the Remuneration Policy, the Outsourcing Policy, the internal rules regarding external functions, the policy concerning security and continuity with regard to information technology, and the charters of the independent control functions), the organization structure, the internal control structure, and the reports intended for the public (the ‘Solvency and Financial Condition Report’);
  - the Risk Policy, more specifically the risk appetite, the general risk tolerance limits for all activities, the Risk Management Policy, strategic risk-related decisions and the approval of the reports for the supervisory authority (the Regular Supervisory Report (RSR) and the Own Risk and Solvency Assessment (ORSA));
  - the Integrity Policy of the company with, among other things, the Code of Conduct and the rules to be observed in relation to the main areas of compliance.
- Supervising the activities and governance of the company, in particular:
  - the activities of the Management Committee;
  - the effectiveness of the system of governance and internal control;
  - compliance with the Risk Policy;
  - the activities of the four independent control functions (Internal Audit, Compliance, Risk Management and the Actuarial Function) and the implementation of their recommendations;
  - the integrity of the accounting and financial reporting.
- Approving transactions or projects that represent an investment or desinvestment above certain thresholds, defined in the policy.

The Board of Directors also has the duties and responsibilities reserved for it by Belgian company law and the Articles of Association.

### **B.1.1.2. Executive Committee**

The managing directors make up the Executive Committee responsible for the effective management of the enterprise.

The Executive Committee usually meets weekly (except during holiday periods) and also whenever necessary. Periodic reports are submitted to this committee on the main issues and business risks. The Executive Committee acts collegially, with the allocation of specific responsibilities to individual Managing Directors.

The Executive Committee forms a college that jointly - preferably by consensus, if not a majority - comes to decisions. The members are loyal to the decisions taken.

The Executive Committee has i.a. the following missions:

- Executing the strategy defined by the Board of Directors and managing the company:
  - managing the company in accordance with the established strategic objectives and subject to the risk tolerance limits laid down by the Board of Directors;
  - supervising the line management and compliance with the powers and responsibilities conferred;
  - submitting proposals and giving advice to the Board of Directors for the purpose of defining the general policy and strategy of the company.
- Implementing the risk management system:
  - working out the details of risk appetite as well as risk management and control;
  - determining, measuring, managing, controlling and reporting all relevant risks (financial risks, insurance risks, operational risks and other risks);
  - supervising the development of the company's risk profile and control of the risk management system.
- Introducing, monitoring and evaluating the organizational and operational structure:
  - executing the Governance Policy;
  - implementing an organizational and operational structure, determining powers, responsibilities and reporting procedures;
  - setting up and monitoring suitable internal control mechanisms;
  - enabling the independent control functions to work well and assessing the efficiency and effectiveness of the regulations defined by the company with regard to risk management, internal control and governance;
  - supervising correct implementation of the Remuneration Policy;
  - setting up a system of internal reporting that creates a reasonable degree of assurance

regarding the reliability of the financial information and prudential reporting.

- Implementing the Integrity Policy (with, among other things, rules relating to conflicts of interest, whistle-blowing, the prevention of money laundering and terrorist financing, and codes of conduct);
- Reporting to the Board of Directors (and/or to a subcommittee of the Board) and to the supervisory authorities (the NBB and FSMA) as prescribed by company and supervisory legislation.

Notwithstanding the collective responsibility of the Executive Committee specific tasks are assigned to the different members.

### **B.1.1.3. Specialized committees of the Board of Directors (composition, functions, working)**

The Board appointed an Audit and Risk Committee and a Remuneration Committee.

The Audit and Risk Committee is composed of non-executive directors, including two independent directors. The Audit and Risk committee meets at least twice a year and reports to the Board of Directors.

The **Audit Committee** has the following tasks:

- Overseeing the financial reporting process and the integrity of the financial statements;
- Monitoring the effectiveness of the systems and functions for internal control and risk management;
- Monitoring the internal audit and relevant activities, including the audit plan, take note of the audit reports, to ensure that the Executive Committee shall take appropriate steps to remedy the shortcomings identified by the internal auditors;
- Monitoring the statutory audit of annual accounts and consolidated accounts, including the compliance with the questions and recommendations formulated by a certified public accountant;
- Reviewing and monitoring the independence of the statutory auditor, with particular attention to the supply of additional services to the company or to a person with whom he has close links;
- Reporting regularly to the Board of Directors on the exercise of its tasks, at least on the annual and consolidated financial statements and periodic information at the end of the financial year and at the end of the first half;
- Providing the Board of Directors recommendations on the appointment and reappointment of the external auditor's independence and remuneration.

The **Risk Committee** has the following tasks:

- Providing advice to the Board of Directors on the current and future risk tolerance and risk strategy;
- Assist the Board of Directors in the exercise of monitoring the implementation of the risk strategy by the Executive Committee;
- Making sure that the strategic decisions of the Board of Directors take into account the risks incurred by the company, having regard to its business model and risk strategy;
- Defining the nature, scope, form and frequency of the information that must be presented to the committee concerning the risks;
- Making sure that variable remuneration and the performance objectives set out in the Remuneration Policy are consistent with the company's risk profile;
- Monitoring the effectiveness of the risk management system and risk management function;
- Examining how the company covers the risks associated with its assets, operations and liability by means of adapted insurance policies;
- Requesting all necessary information (at least the annual report) from the risk management function, and familiarising itself with the action plan and the monitoring of this plan by the risk management function;
- Asking the Board of Directors to impose specific duties on the risk management function where appropriate.

The Audit and Risk Committee can receive specific tasks from the Board of Directors, is completely independent in the execution of these tasks, and reports regularly to the Board of Directors until the completion of the assignment.

The members are exclusively non-executive directors, and at least two are independent. This does not prevent the Chairman or members of the Executive Committee, the persons responsible for the independent control functions or the external auditor from taking part in the meetings if this improves their effectiveness. The committee is collectively competent in the financial enterprise's activities, financial management, financial reporting, accounting, auditing and risk management.

The **Remuneration Committee** has been appointed to determine the fixed and variable remuneration of the members of the Executive Committee in accordance with its approved remuneration policy. The Remuneration Committee is composed of three non-executive directors, including one independent director.

The Remuneration Committee has the following tasks:

- Advising on the Fit & Proper Policy and Remuneration Policy to be adopted by the Board of Directors and on any amendment to them;
- The preparation of decisions regarding remuneration, particularly those which have implications for the risk management of the company and which the Board of Directors have to decide; in the preparation of such decisions, the Remuneration Committee taken into account the long term interests of shareholders, investors and other stakeholders of the

- company, as well as the general interest;
- The preparation of decisions regarding the remuneration of the persons responsible for the independent control functions;
  - Monitoring the remuneration of those responsible for the independent control functions.

#### **B.1.1.4. Other Key Functions**

Alongside the aforementioned functions observed by the (executive and non-executive) Directors, the company has also created a number of appropriate independent control functions which are also key functions.

Management monitors the implementation and organization of these functions and uses their findings and recommendations to strengthen the administrative structure, organization and internal control.

Independence of these control functions mainly involves the following elements:

- They have an appropriate statute guaranteeing all necessary powers, resources, expertise and access within the organization;
- They are independent of the hierarchical and organizational levels of the operational activity they have to control;
- They report both to the executive and non-executive directors according to the established procedures;
- Remuneration of persons responsible for those functions is from a material point of view not related to the profitability of the activity.

The different independent control functions are

- Compliance;
- Risk Management;
- Internal Audit;
- Actuarial Function.

They are discussed further below in this report.

#### **B.1.1.5. The Policy Framework**

A key element in the company's governance framework is its policy framework. This framework contains all documents (policies) within the context of Solvency II and contains the high level principles according to which the company organizes its activities. Policies typically contain general, more abstract rules and guidelines which are further translated into processes and procedures. The policy framework is itself also subject to detailed governance rules, which guarantee i.a. the periodic review of these documents.

## **B.1.2. Remuneration Policy**

### **B.1.2.1. Remuneration principles and objectives**

The general remuneration policy is compliant with and contributes to a healthy and efficient risk management. The remuneration policy and practices are determined and implemented according to the business and risk management strategy, the risk profile, the goals, the risk management practices and the long-term interest and performances of the company as a whole. They comprise measures geared towards avoiding conflicts of interest. The remuneration of the Executive Directors is based on value creation and is determined according to the remuneration concept as decided by the Remuneration Committee of Baloise Holding Ltd.

The company's success is largely dependent on the skills, capabilities and performance of its personnel. It is therefore essential to recruit, develop and retain suitably qualified, highly capable and highly motivated professionals and executives. The level of remuneration offered by Euromex is in line with the going market rate and performance-related. Euromex has put in place a remuneration policy that is also compliant with the Baloise Group Remuneration Policy.

The objectives of the remuneration system are to further increase the emphasis on performance at Euromex and to strengthen employees' and executives' loyalty and commitment to the organization.

In addition to paying its staff in line with market rates and according to individual achievement, the company encourages its executives to focus on the longer term and on its shareholder's interests.

### **B.1.2.2. Remuneration components**

The company's compensation packages consist of the basic salary plus short-term and long-term variable remuneration and of other material and non-material benefits such as pension contributions, additional benefits, and staff development.

#### *Basic salary*

The basic salary constitutes the level of remuneration that is commensurate with the functions and responsibilities of the position concerned as well as the employee skills and expertise required in order to achieve the relevant business targets and objectives. When determining the level of its basic salaries, Euromex aims to position itself around the market median. In compliance with its Code of Conduct, Euromex applies the internal fair-pay principle that people who do the same job and have the same qualifications should be paid the same amount.

#### *Variable remuneration*

The key factors determining the amount of variable remuneration paid are the global result or the

economic value added, and the employee's individual performance. Euromex attaches considerable importance to managing its business sustainably.

Besides the profit-sharing which applies to all staff members and depends on the company's profit, a Performance Pool is also available. The volume of the Performance Pool, which is determined by the Remuneration Committee, depends on business performance, the evolution of the share price, risk mitigation and implementation of the strategy. It is distributed individually to all staff members who qualify for access to the Performance Pool (the executives) by taking into account the performance assessment as the primary guideline, based on performance, commitment, collaboration, leadership and behavior.

### **B.1.2.3. Pension schemes**

The company provides its employees with an attractive occupational pension solution (Pillar 2) that meets the following objectives:

- It covers the needs of its insured employees' in the event of old age, death or disability and mitigates its financial consequences by offering an occupational pension scheme based on the principle of social partnership;
- It enables its retirees to maintain the standard of living to which they are accustomed by providing them with a sufficiently high level of income replacement (combination of Pillar 1 and Pillar 2 benefits) to compensate for their loss of earnings;
- The employer makes an important contribution to the funding of its occupational pension scheme;
- Its pension solutions are future-proof, robust, predictable and cost efficient.

The members of the Executive Committee are insured under a pension scheme run by Baloise Belgium NV. The other (non-executive) members of the Board of Directors have never been entitled to have contributions paid to the pension fund, nor have such contributions been paid to them.

### **B.1.2.4. Practical implementation**

The determination of individual and corporate targets, the performance assessment and the determination of the variable remuneration is controlled centrally through a performance management process.

Euromex provides systems of performance-related remuneration for all of its staff members, although this variable part depends on the group to which each staff member belongs. These distinct groups are the members of the Executive Committee, the management, the employees and the sales team.



## **B.1.3. Shareholders**

### **B.1.3.1. Group structure – shareholders with a qualified participation**

The shareholders of Euromex are:

- Baloise Belgium NV,
- Mercator-Immo NV

Euromex is part of, and strongly embedded in the Baloise Group (owned by Baloise Holding Ltd, Switzerland). Located at the heart of Europe, with its head office in Basel, the Baloise Group is a provider of prevention, pension, assistance and insurance solutions.

As a Swiss financial group, the Baloise Group is under control of the Swiss supervisor FINMA.

### **B.1.3.2. Transactions with shareholders**

Euromex' reinsurance is retained within the Baloise Group. Euromex purchases services from group divisions, i.a. IT, HR, accounting, actuarial, audit and asset management services.

## **B.2. Fit and proper requirements, transactions with leaders**

Euromex complies with all regulatory 'Fit & Proper' requirements. According to its 'Fit and Proper Policy', the Executive Committee has put in place all necessary processes to guarantee the required 'Fit and Proper' status of its key function holders. These requirements are checked whenever such a function is taken up, and further on an annual basis by means of a declaration by the function holder, but also with a periodic evaluation process conducted by the company.

### **B.2.1. Fit & Proper Policy**

Euromex ensures that the members of the Board of Directors and the Executive Committee and those responsible for independent control functions have sufficient relevant expertise and, taking into account their respective tasks, provide appropriate diversity of skills, knowledge, so that the company is managed and monitored professionally.

The Board of Directors collectively has the appropriate qualifications, experience and knowledge relating to at least the insurance and financial markets, business strategy and business model, the system of governance, financial and actuarial analysis, the regulatory framework and regulatory requirements.

On the basis of antecedents, it can be verified and reasonably assumed that a person will perform duties entrusted to him in an honest, dedicated, independent, ethical and integral manner.

#### **B.2.1.1. Assessment**

With a view to ensuring a permanent suitability the following measures are taken

- Self-assessment;
- Requirement of a written statement when taking up the function in which the person concerned confirms to respect the applicable Fit & Proper standards for that function and to promptly communicate any circumstance that may be relevant in this context;
- Annual declaration of the persons assumed to be fit and proper that they are not aware of any relevant and material change regarding their compliance with the fit and proper standard;
- Euromex challenges the self-assessments and documents its results.

#### **B.2.1.2. Transactions with leaders**

Euromex may, directly or indirectly, grant loans, credits or guarantees to and conclude insurance contracts for the members of the Board of Directors and the members of the Executive Committee (or their spouses, partners and blood relatives in the first degree) under customary market conditions. There are only insurance contracts subscribed.

### **B.3. Risk management system including the ORSA**

#### **B.3.1. The risk management system**

A key methodological element in Euromex' risk management system is the Risk Map, in which risks are categorized at different levels of aggregation. It provides the basic taxonomy along which the company organizes the identification, assessment, monitoring and mitigation of the risks to which it is exposed. The high level of granularity supports a deep and broad integration of the risk management activity throughout the different levels and domains of Euromex' activities. The risks are categorized under the following building blocks:

- Business risks;
- Investment risks;
- Financial structure risks;
- Business environment risks;
- Operational risks;
- Information/Leadership risks.

In order to monitor and manage the risks listed in the Risk Map, Euromex has implemented a comprehensive risk management system throughout its whole organization. Therefore, Euromex follows a holistic approach to an integrated risk management for risk identification, management and evaluation in the areas of ICS, compliance and risk management. In addition to purely financial risks, operational and strategic risks as well as reputation risks and compliance risks are also recorded and assessed.

The yearly risk assessment process along the risk map involves representatives of the operational departments, as the "first line of defense", for the identification, assessment, monitoring, mitigation and reporting of the risks the company is exposed to. The assessment also considers emerging risks and strategic risks. More detailed information on how the different risks are specifically managed, can be found in the chapter 'Risk Profile'. The risk management function, as the "second line of defense" controls and integrates the reported risk position and guarantees further reporting to the Executive Committee and the Board of Directors. Annually, the risk management function thoroughly reviews the assessments by the 'first line' operators.

The internal control system is enriched with an operational loss database, listing important operational events, and an outsourcing assessment on critical outsourcing activities.

Adequate reporting processes, covering the aforementioned procedures as well as the extensive internal control system, are in place, guaranteeing that the Board of Directors, the Executive Committee, the risk management function and the Asset Liability and Risk Committee (ALCO-RICO) always receive all relevant information allowing to monitor the company's risk position.

Furthermore, the Solvency II standard formula, which is used by the company together with USP's for regulatory purposes, provides an additional framework, which is in particular useful for the measurement of risks, from the point of view of the quantitative risk management at the level of the higher aggregations of risks and the capital management in relation to the company's overall risk position.

The strategic choices concerning risk and capital management are integrated into the business strategy and in its translation into business practice, e.g. in the business plan, the principles of risk management and risk tolerance limits are taken into account. The Executive Committee, in which the Risk Management function is represented by the CEO, oversees the correct application of the risk and capital management strategy.

The strategy for managing the individual risks based on the risk map is fully integrated into the organizational structure.

The decision-making procedure ensures compliance with the various elements of the risk management system. The ALCO-RICO plays a crucial role as a central advisory: representatives of all relevant departments discuss and advise on matters with potentially significant impact on the risk position of

the company.

Risk management is thus embedded in the decision-making processes. Risk management and related systems and processes are continually being further developed and revised in order to guarantee their long term efficiency and to enhance them on an ongoing basis.

The appropriate governance for risk management is supported by the company's governance framework and in particular by its Policy Framework. This framework contains all written documents (policies) within the Solvency II framework providing the high level principles according to which the company organizes its working, both in addressing the risks it is exposed to, and in organizing its activities in general. These policies furthermore fully comply with Standards and Policies issued at the level of the Baloise Group.

Euromex' policies typically contain general rules and guidelines which are further translated into processes and procedures.

The policy framework is itself also subject to detailed governance rules, which guarantee i.a. the periodic review of these documents.

### **B.3.2. ORSA process**

In the ORSA process, the company documents its current and derives its future capital needs taking account of its future risk exposure, as projected in line with the company's business planning assumptions. In turn, these projected capital needs provide crucial input in the development of the company's business strategy and planning, which also includes capital planning.

The principles underlying the ORSA process are described in the company's ORSA Policy. The regular ORSA process is performed on an annual basis by the risk management function. The results are presented in a written ORSA report which is discussed with, and reviewed and approved by the Executive Committee and the Board of Directors. The process includes, i.a.:

- The verification of continuous compliance with the regulatory requirements regarding technical provisions and required capital, as well as with the company's own risk appetite, and this under normal and stressed conditions;
- The assessment of the own solvency needs given the company's risk profile, both from a 'point in time' and a 'forward-looking' point of view;
- The assessment of the sensitivity of the solvency position to specific factors and circumstances, including (reverse) stress testing;
- The assessment of the appropriateness of the determination of the current solvency requirements.

During the ORSA process, systematic interaction takes place between the risk management function and the management, e.g. in view of the ongoing business planning activities and regarding (reverse) stress testing. The validated results are disclosed to, and discussed with all stakeholders within the company.

### **B.3.3. The risk management function**

Euromex' risk management function, which operates directly under the responsibility of the CEO, has the following responsibilities:

- To detect, measure, manage and report all significant risks to which the company is exposed;
- To participate actively in the definition of the risk strategy in alignment with the group strategy;
- To participate in all management decisions which have a significant impact on the company's risk position;
- To provide a complete overview of the risks to which the company is exposed.

This further includes:

- The assistance of the Board of Directors, the Executive Committee and the other functions in view of the efficiency of the risk management system;
- The definition and implementation of risk measurement methodologies and control processes, in compliance with the regulatory requirements and in line with the group approach;
- The monitoring of the company's risk management system and general risk profile;
- The regular reporting on the company's risk exposure and the ad hoc escalation in case of critical risks;
- Advising the Board of Directors and the Executive Committee in risk-related matters;
- The identification and assessment of new and emerging risks;
- The fulfilment of regulatory requirements and the contacts with the supervisor.

## **B.4. Internal control system**

### **B.4.1. Internal control system overview**

Within the company's integrated and company-wide risk management approach, the Internal Control System (ICS) is one of the most important components. Effectiveness, traceability and efficiency of the implemented control processes are important principles underlying the design and implementation of the internal control.

The Board and Executive Committee are responsible for the implementation of an adequately

functioning internal control system with the required level of development. Strategy and objectives are defined in the company's internal control policy. The Board of Directors is responsible for ensuring an adequate control over the effectiveness of the ICS by the management, and annually assesses the results of the scoping of the ICS.

The policy concerning the internal control system includes a set of measures to ensure that:

- Business is organized with well-defined objectives;
- The resources are used economically and efficiently;
- The laws, regulations, and general policies, plans and internal regulations are complied with;
- The risks are known and are adequately controlled to protect the assets;
- Financial and management information is honest and trustworthy.

Hence the company's internal control system covers not only the financial reporting but also the compliance and operational risks at entity, process and IT level.

Euromex has assigned an ICS officer. He reports annually on the current ICS situation (points of improvement, risk situation). He is responsible for the communication within the company. He supervises the entire ICS system, is responsible for its quality, including staff training, and its continuous improvement.

## **B.4.2. Compliance function**

As a key function within Euromex integrated risk management, the compliance function, which acts under the responsibility of the CEO, monitors and promotes compliance with the company standards and regulations necessary for the preservation of the public trust, integrity and good reputation of the company. By monitoring the company's remaining exposure to compliance risks, it contributes to the company's entity-wide risk management.

The principles on which the organization and implementation of this function are based, are inscribed in the company's compliance policy. Essential in executing his function are its independence, its preventive and proactive approach, its strong integration in the company's general governance framework and its interaction with the other control functions like risk management, actuarial function and internal audit.

As a key function, the Compliance Officer has direct access to the Board of Directors, the Executive Committee and the Audit and Risk Committee, without having to justify it. The compliance function reports to the Board and the Executive committee.

Assessment of the residual exposure to compliance related risks is made on a regular basis, and is methodologically integrated in the company wide risk assessment process.

## **B.5. Internal audit function**

### **B.5.1. Internal audit: organization and governance**

Euromex' Internal Audit area covers the systematic assessment of the adequacy and effectiveness of the company's processes and of the corresponding elements of risk management, control and governance. On the one hand, the Internal Audit Function ensures that the processes take place as intended and supports the achievement of the company's objectives. On the other hand, recommendations are made to improve the efficiency and profitability of these processes. The principles governing the company's internal audit approach are inscribed in the company's Internal Audit Policy.

Internal Audit is authorized to perform audits throughout the complete Euromex' organization. Internal Audit possesses extensive, unlimited rights to information, inspection and control, which are necessary for it to fulfill its assignments. A system of close monitoring its recommendations guarantees the effective remediation of identified issues.

The establishment of the audit planning is essentially risk-driven, and takes into account input obtained from sources like yearly risk assessments, interviews with executive directors, an 'Internal Audit Watchlist' and external benchmarking.

Although Euromex has outsourced its internal audit function, the final responsibility, including the necessary control procedures remains at Euromex.

### **B.5.2. Independence of the internal audit function**

The Internal Audit function is organizationally independent from the operational business activities. Internal Audit functionally reports to the chairman of the Executive Committee and has unrestricted access to the Executive Committee, and the Audit- & Risk Committee / Board of Directors.

## **B.6. Actuarial function**

Within Euromex' governance framework, the actuarial function has several responsibilities which include the coordination of the calculation of the technical provisions and the assessment of the overall underwriting policy and the reinsurance program. More generally, it contributes to the effective implementation of the Risk Management System.

The principles on which the organization and implementation of this function are based, are inscribed in the company's actuarial function policy.

The Actuarial Function is independent of hierarchical and organizational levels of the activity lines, business unit and the revenue-generating departments of Euromex (that she has to control).

It undertakes its duties in an objective and fair manner and is also subject to the company's Fit & Proper requirements.

The actuarial function works in close collaboration with the other control functions. It has direct access to the Audit- & Risk Committee / Board of Directors and the Executive Committee, to which it also provides its opinions.

## **B.7. Outsourcing**

The outsourcing policy defines principles and procedures which have to be adhered to before and after the contract with an external service provider has been signed. It ensures that the interests of all relevant stakeholders are considered by prohibiting outsourcing in the following cases:

- Endangerment of the continuous and satisfactory provision of services to customers;
- Significant impairment of the quality of the company's processes;
- Unduly increase in risk;
- Endangerment of the governance system;
- Impairment of the ability to monitor compliance with the company's obligations.

The principles cover topics such as responsibility, requirements on the skills and resources of the provider and its continuous monitoring, compliance with laws and regulations and minimum contractual content.

The policy further demands that several pre-defined stages have to be completed for any function to be outsourced. First, the current state has to be analysed on whether the function or process is legally and economically viable to be provided by a third party. After the decision has been made in favor of outsourcing, a formal tender begins. After the most suitable bidder is chosen and the contract signed, the outsourcing has to be integrated in the governance framework of the company. The business relationship has to be actively managed in line with its nature and scope. This includes the monitoring and control of the services provided, the data safety and the risk situation as well as the evaluation whether the external service provider has implemented adequate emergency plans.



Outsourced function	Area	Internal/ External	Jurisdiction of service provider
Underwriting mandated insurer	Business	Internal	Belgium
Internal Audit	Contr. Function	Internal	Belgium
Planning and Controlling	Finance	Internal	Belgium
Actuarial and Reinsurance	Finance	Internal	Belgium
Accounting and Reporting	Finance	Internal	Belgium
Taxation	Finance	Internal	Belgium
Asset and cash Management	Finance	Internal	Belgium
Asset and cash Management	Finance	Internal	Switzerland
HR reporting & Admin	Gen. Services	Internal	Belgium
HR reporting & Admin	Gen. Services	External	Belgium
IT	IT	Internal	Belgium
Sap Reporting	IT	Internal	Belgium
Information Security	IT	Internal	Belgium
ICT Support and Network	IT	External	Belgium
ICT Support and Architecture	IT	External	Belgium
Outbound	IT	External	Belgium

## B.8. Any other Information

Since 2019, Baloise Group has a sustainability network in place. It consists of representatives from all Baloise business areas that influence or are influenced by this topic as well as the sustainability leads from all strategic business units. This working group has the necessary expertise to develop the contents of the sustainability approach and to update it regularly. Sustainability is integrated into the governance process by involving management and board of directors on group and local level, as well as by establishing sustainability focused teams and working groups.

The Company has assessed its corporate governance system and has concluded that all relevant information with respect to its system of Governance in view of its regular disclosure reporting has been communicated in the other sections of the chapter 'System of Governance' of the current report.

## **C. Risk Profile (Article 51(1)(c))**

### **Overview**

Euromex is a monoline insurer legal protection that provides access to the legal system to her insured policyholders. Largest risks for the company are an incorrect pricing of the future insurance risk and an excess of legal expenses when settling a case.

Given the company's strategy to highly match the cash flow structure of its assets with that of its liabilities, the net exposure to the interest rate is limited (i.e. in terms of changes in the own funds due to changes in interest rates). The most substantial market risk is then the credit spread risk, which is followed up very closely, and for which ample measures like limits w.r.t. the quality or rating of the counterparties hold.

The company does not mitigate its exposure to equity risk by using derivatives.

### **C.1. Underwriting risk**

#### **C.1.1. Non-Life**

Euromex mainly underwrites insurance risks of individuals and small and medium-sized enterprises. Due to its origin, Euromex has a higher market share in Flanders than in Wallonia and Brussels but it invests and takes initiatives to further expand its activities in Wallonia and Brussels.

Euromex' underwriting activities are strongly embedded in its general risk governance. Starting from the company's general risk strategy and risk appetite, clear underwriting instructions and underwriting guarantees have been developed in terms of which types of risks qualify for acceptance, and in terms of underwriting limits with respect to amounts insured. This, together with an adequate reinsurance plan, will guarantee that exposure to the underwriting risk stays well in line with the company's size and risk capacity.

Written documents like policies and procedures formalize these instructions and provide further guidance for the processes that have to be followed, and for the responsibilities that are assigned to the respective staff members.

At YE 2021 the underwriting risk for Euromex has decreased from 43.5 Mio EUR at YE 2020 to 28.6 Mio EUR at YE 2021 driven by a decrease of the best estimate claim provisions and a revision of the USP parameter for reserve risk. We refer to chapter E for more details.

### **C.1.1.1. Risk Exposure**

As a legal protection insurance company Euromex provides access to justice for the insured policyholders. In case of a conflict the company provides the policyholder with advice, the necessary legal assistance, provided possibly by a lawyer, and the technical expertise of an expert. Due to the nature of the business the company is not directly exposed to catastrophe risk.

### **C.1.1.2. Risk Concentration**

Under the concentration risk, a cumulative accumulation of individual occurrences of incentives is considered, which can lead to a significant burden on the insurance business. As provider of legal services in case of a conflict Euromex is only affected by a risk concentration in a second order in case of natural catastrophe or disaster. Therefore, Euromex is in this case not impacted by catastrophes. Concentration risks can nevertheless occur both on the asset and on the liability side. As an example, the insurance of a customer from the industry and the investment in shares of the same company is mentioned. Euromex counteracts risks of this kind by diversifying its business in both areas.

It has to be noticed that Euromex is a monoline insurance company. Any event, internal or external, most probably hits the entire company and cannot be compensated by other business lines. This is clearly quantified in the standard formula that allows no diversification within a business line.

### **C.1.1.3. Risk mitigation**

Reinsurance is the main risk mitigating technique for the company's exposure to the non-life underwriting risk exposure and the related concentration risk. The active reinsurance program of Euromex is incorporated in the Baloise Belgium reinsurance program and consists of a quota share and an excess of loss.

### **C.1.1.4. Risk sensitivity**

As a monoline insurer it is clear that the company is sensitive with respect to concentration risk on its business. Within the ORSA process Euromex performs stress test relating to disappointing business volumes or unforeseen technical results. Within this topic also the reverse stress test has been defined.

## **C.1.2. Underwriting risk Life**

Due to the nature of the business written by Euromex, she is not susceptible to the life underwriting risk.

## **C.2. Market Risk**

According to Euromex' risk strategy and risk appetite statement, the company only accepts a low level of market risk with respect to its investment assets. It complies with the prudent person principle in its investment decisions.

Below we discuss the different components of market risk and the way they are specifically managed by Euromex. We mention also that all material aspects of the market risk are the object of Euromex' general risk management process, and are hence monitored, and assessed within the yearly risk assessment process.

The market risk of Euromex increased at year end 2021 from 14.9 Mio EUR to 16.6 Mio EUR. We refer to chapter E for more details.

The following sections specifically address the interest rate risk, equity risk, spread risk, and property risk that are relevant for the undertaking.

### **C.2.1. Risk exposure**

#### **C.2.1.1. Interest rate risk**

Interest-rate risk is the risk that the undertaking's interest margin, and therefore its income, may be reduced by fluctuations in money-market and capital-market interest rates (income effect), or that the fair value of a portfolio of interest-rate sensitive products may decline (asset-price effect).

Within Euromex assets, the bonds portfolio is the largest interest sensitive class with a market value of 204.0 Mio EUR at YE2021, compared to 194.7 Mio EUR at YE2020.

Other interest sensitive assets are essentially the reinsurance recoverables, while at the liabilities side, the value of the technical provisions also depends on the used discount curve, and hence of the interest rate level.

#### **C.2.1.2. Currency risk**

Currency risk is the risk that changes in exchange rates lead to decreases of the company's own funds position. The exposure to the effective currency risk depends on:

- The net volume of the exposure, i.e. the balance of foreign currency assets and liabilities;
- The volatility of the exchange rate of the foreign currency in question;

- The correlation of the currencies with other risk factors.

No currency risk can be detected in the balance sheet of Euromex.

### **C.2.1.3. Spread risk**

Spread risk arises from the sensitivity of the values of assets, liabilities and financial instruments to changes in the level or in the volatility of credit spreads over the risk-free interest rate term structure.

As of year-end 2021 the spread sensitive exposure of our own assets amounted to 204.0 Mio EUR, from which 59.1 Mio EUR government bonds. The spread risk has slightly increase to 9.6 Mio EUR at YE2021, compared to 9.5 Mio EUR at YE2020. We refer to chapter E for more details.

### **C.2.1.4. Property risk**

Property risk is the risk that negative developments of the value of the company's property portfolio lead to decreases of the company's own fund position.

The amount of property risk has remained stable compared to last year and amounts to 2.3 Mio EUR. We refer to chapter E for more details.

### **C.2.1.5. Equity risk**

Equity risk is the risk that negative developments of the value of the company's equity portfolio lead to decreases of the company's own fund position.

The amount of equity risk amounts to 5.5 Mio EUR, an increase with 1.7 Mio EUR compared to previous year driven by the positive evolution on the equity markets and an increase of the equity adjustment factor. We refer to chapter E for more details.

## **C.2.2. Risk concentration**

Market risk concentration risks can stem either from lack of diversification in the asset portfolio or from large exposures to default risk by a single issuer of securities or a group of related issuers. When assessing the undertaking's market risk concentration as of year-end 2021 according to the Solvency II standard formula, no relevant risk concentration is reported. All own assets from the equity, spread risk and property risk sub-modules are considered.

### **C.2.3. Risk mitigation**

In order to limit and monitor the undertaking's exposure to market risk, several mitigating measures are in place.

A conservative policy on asset allocation is applied. Regular reporting on the evolution of the undertaking's assets allows for a close monitoring of the risk exposure.

As part of the Baloise Group-wide Risk Management Standards, investment planning and appropriate asset and liability management ensure that any divergence in maturities and the interest-rate risk incurred are managed within the risk capacity available. Stress tests are also designed and run for this purpose on a regular basis acting as an early warning system.

Duration matching is the main risk mitigating technique with respect to the management of the interest risk, without neglecting the financial return.

The undertaking manages its equity risk as part of the overall investment risk management process, and applies limits as expressed in policies and guidelines. Specifically, the risk is mitigated by a meaningful diversification of risks across countries, industries and companies.

In order to limit the spread risk and concentration risk, the investment in a single issuer or debtor is restricted sufficiently.

### **C.2.4. Risk sensitivity**

The company's general approach to measuring its risk sensitivity is to integrate this in its general stress testing and scenario analysis. Based on specific calibration in relation with the asset mix of the company the impact on her solvency position is measured.

Due to the duration gap an increase in interest rates would negatively impact the solvency II ratio. In case of an increase of 50 basis points the Solvency II ratio would decrease with 8.6% to 281.2%. A symmetric effect can be observed in case of a decrease of 50 basis points in the risk free interest curve (298.9%). An increase in spread only negatively impacts the asset side with less compensation on the liability side and therefore impacts the solvency II ratio more importantly (-18.0%).

The effect of an equity market crash of 25% impacts the solvency ratio with 6.5% to 283.2%.

## **C.3. Counterparty default risk**

### **C.3.1. Risk exposure**

Counterparty default risk relating to assets held by insurance companies refers to the total potential downside risk arising from deterioration in the credit quality of a borrower or issuer. Credit risk is managed by monitoring the credit quality of each individual counterparty and relying heavily on credit ratings.

The risk increases when counterparties become concentrated in a single sector or geographic region or in case of poor diversification in the counterparty portfolio. Economic trends that affect whole sectors or regions can jeopardize an entire group of otherwise unrelated counterparties.

The counterparty default risk takes into account the following components:

- Type 1: Counterparty default risk exposures where diversification is low, and the counterparty is likely to be rated. For the undertaking the exposure is driven by its reinsurance balance as well as the cash account balance.
- Type 2: All remaining counterparty default risk exposures, such as insurance receivables arising from intermediaries or advanced payments to clients.

As of year-end 2021, the gross solvency capital requirements for counterparty default risk amounted to 1.4 Mio EUR compared to 1.1 Mio EUR at year-end 2020. The increase comes from an increase in type 1 (reinsurance recoverables) as well as type 2 (advanced payments) exposures.

### **C.3.2. Risk concentration**

No significant risk concentration with regards to Counterparty default risk is observed.

### **C.3.3. Risk mitigation**

In order to account for the significance of credit risk stemming from spread and counterparty default risk, the undertaking tracks counterparty exposure at all times and monitors credit risk from a global point of view.

To restrict the credit or accumulation risk in the undertaking, the proportion that may be invested in a single issuer or borrower is strictly limited.

Permitted reinsurers normally possess a minimum rating of "A" from Standard & Poor's. This rule excludes captives and pools of reinsurers which are usually not rated.

To limit the counterparty default risk exposure stemming from intermediaries and policyholders, an adequate procedure for the recovery of receivables is in place.

#### **C.3.4. Risk sensitivity**

Overall, in terms of the capital position of Euromex, measured according to the standard formula applicable according to Solvency II, the exposure by type of counterparty risk amounts is rather limited and comparable to the previous reporting period. The sensitivities considered do not result in a Solvency II ratio below 100%.

### **C.4. Liquidity risk**

Liquidity risk is the risk that, especially in circumstances where sudden large cash outflows occur, the company is unable to realize the necessary investments and other assets, or to find alternative refinancing in order to settle its financial obligations.

#### **C.4.1. Risk exposure**

Hence, Euromex considers its exposure to the liquidity risk as very low. Moreover, almost the largest part of the portfolio of its investments qualify as 'liquid assets' according to the NBB's criteria, while the risk is further mitigated by large net annual cash inflows, thanks to its sustainable growth strategy.

#### **C.4.2. Risk concentration**

The undertaking is not exposed to significant liquidity risk concentration. On top she has an EPIFP (Expected Profits In Future Premiums) of 4.2 Mio EUR.

#### **C.4.3. Risk mitigation**

In addition to local regulation requirements, a central liquidity planning is required by the Group-wide Risk Management Standards. Adequate investment planning and appropriate asset and liability management ensure that the exposure is monitored and managed on a regular basis.

#### **C.4.4. Risk sensitivity**

Due to the limited exposure, the undertaking does not specifically calculate risk sensitivities for liquidity risk.



## **C.5. Operational risk**

### **C.5.1. Risk Exposure**

Operational risk stems directly or indirectly from the business operation of a company and includes losses arising from inadequate or failed internal processes, personnel or systems, or from external events. Operational risk also includes legal and compliance risks. Management and information risks (including strategy risks) as well as business and environment risks are considered as separate categories of risks.

The risks are regularly identified, assessed, controlled and steered by the "Own Risk and Solvency Assessment" process. Internal processes deal with a variety of tasks, including the writing of new insurance contracts, administering existing contracts and their underlying investments, preparing documents required by regulatory and tax authorities and preparing financial reporting for Euromex. Typically, IT systems support these processes, and such systems may not work or not work properly, causing stalled processes or e.g. wrong data or documents. Human error may as well affect the correct execution of business processes.

Euromex also created an operational risk database in order to better monitor the operational risk.

### **C.5.2. Risk concentration**

Euromex has not identified any risk concentration with respect to operational risk during the reporting period.

### **C.5.3. Risk mitigation**

Euromex mitigates its operational risks by various techniques to make processes and systems as robust as possible. These include information security procedures, business continuity planning, ongoing training for employees, clear process descriptions and responsibilities, back-up solutions (where possible) and double signatures for all key decisions.

In addition, process risks resulting from lack of application of procedures or application of inadequate procedures are mitigated by the undertaking's effective internal control system.

#### **C.5.4. Risk sensitivity**

The undertaking bases its quantification of the operational risk on the standard formula according to Solvency II. This approach assumes some flat-rate losses on premium volume and size of business portfolio.

As of year-end 2021 the capital requirements for operational risk decreased with 0.3 Mio EUR due to decreasing best estimate provisions and amounts to 3.7 Mio EUR as measured by the Solvency II standard formula which represents the negative impact for the undertaking if all of the impacts described would happen at the same time. The considered sensitivity does not result in a Solvency II ratio below 100%.

#### **C.6. Other material risks**

Major other material risks include business environment risks, leadership and information risks as well as emerging risks.

Business environment risks and management and information risks arise directly or indirectly through the business environment or the strategic activities of a company.

In the period under review, all business environment risks and leadership and information risks have been assessed by the corresponding risk owners and risk controllers during the yearly risk assessments.

In general, sustainability is considered along the dimensions environmental, social and governance (ESG). Risks related to sustainability are integrated into existing risk management processes and frameworks. Whereas the strategic aspect of sustainability forms a separate risk type within the risk category “Leadership and Information Risks”, operative sustainability risks are integrated within the traditional risk categories of the risk map such as market, underwriting or reputational risks. Integrating risks with a sustainability aspect into existing risk processes assures that they are assessed regularly from different perspectives and that measures are in place to manage and mitigate them successfully.

Emerging risks are new or foreseeable risks, which cannot or cannot easily be quantified (for example due to the lack of historical data), but which might have a major financial impact. Within the Baloise Group emerging risks are identified and analyzed according to an early warning system and assessed by grouping them along a risk radar. Emerging risks include for example robotics, artificial intelligence and blockchain.

## **D. Valuation for solvency purposes (Article 51(1)(d))**

When valuating its assets and liabilities for solvency purposes under Solvency II, Euromex aligns its valuation principles with the regulatory requirements as formulated in law of the 13<sup>th</sup> of March 2016 (the "Solvency II law") and related regulation. In practice, this means that in general, the company uses either observable market values or values based on accepted methods and models.

For corporate reporting purposes, Euromex also values its assets and liabilities according to (local) Belgian general accounting principles (BGAAP).

In the following sections, Euromex further documents the valuation principles it applies for solvency purposes, and it highlights relevant differences with the valuation under BGAAP. First this will be done for the assets, then for the technical provisions, and finally for the other liabilities.

### **D.1. Assets**

#### **D.1.1. Basis, methods and assumptions for the valuation**

##### **D.1.1.1. Valuation of assets for solvency purposes: general principles**

Asset valuations are set at or based on market price ('marking to market'), insofar as the corresponding active market requirements (e.g. enough transactions in terms of frequency and volume have to take place between willing, knowledgeable parties) are met. For the company's complete bonds portfolio and the largest part of its equity portfolio, quoted market prices from such active markets are readily available.

If no relevant market prices are available, generally accepted models of mathematical finance will be used if available, e.g. for property.

In subordinated order, other valuation principles which comply with the regulatory requirements will be considered.

For some items at the asset side of the balance sheet, e.g. for cash and short term receivables (from insurance and intermediaries), the valuation will be based on the nominal value.

Compared to previous period Euromex started to activate the advanced payments to clients that have not yet been recovered (for an amount of 1.5 Mio EUR).

### **D.1.1.2. Significant differences between asset valuation for solvency purposes and for financial statements**

The most significant differences between both valuation approaches are identified with bonds and reinsurance recoverables.

#### ➤ **Bonds**

Under SII, bonds are valued at market value ('marking to market'). Under BGAAP, valuation is based on the 'actuarial return' method, which corresponds to the discounting of future cash flows at the actuarial return rate (as determined at acquisition date of the bond), with the application of impairments under adverse circumstances. The difference in value between both approaches amounts to 4.3 Mio EUR. Due to increased spreads/interest rates and matured bonds, the delta decreased compared to YE 2020 (9.0 Mio EUR). The substantial difference between Solvency II and BGAAP valuation is explained by the sensitivity of market values (as used in Solvency II) to interest rate and spread movement, as opposed to the BGAAP values which typically remain unaffected by such movements. Furthermore, under SII, accrued interests on bonds are reported as a part of the 'bonds' item, while under BGAAP, these are reported under a separate item ('receivables – not insurance').

➤ For **quoted equities**, BGAAP is based on historic cost unless the observed market value drops significantly below historic cost (while under SII, valuation corresponds to the market value). Due to market evolution an increase in unrealized gains (+2.1 Mio EUR) can be observed.

➤ Also, for **property**, BGAAP is based on historic cost unless the observed market value drops significantly below historic cost (while under SII, valuation corresponds to the market value). Regularly the market value of property is determined, where it is not available on the market resulting in unrealized gains or losses.

#### ➤ **Reinsurance recoverables**

Under BGAAP, the valuation of the reinsurance recoverables (or 'the reinsured share of the claim provisions') is based on the same principles as the BGAAP valuation ('case by case' assessment). Under SII the BGAAP amount is taken over and spread in time, then discounted at the risk free discount curve and a correction for expected losses due to default of the reinsurer is applied.

For the premium liabilities no reinsurance recoverable is foreseen under BGAAP. Under SII the expected net cost of the reinsurance program is modelled. The estimation of the expected cost has been lowered compared to last year, as a result of this the expected deficiency on the reinsurance recoverables has decreased from -1.4 Mio EUR YE 2020 to -0.4 Mio EUR YE 2021.

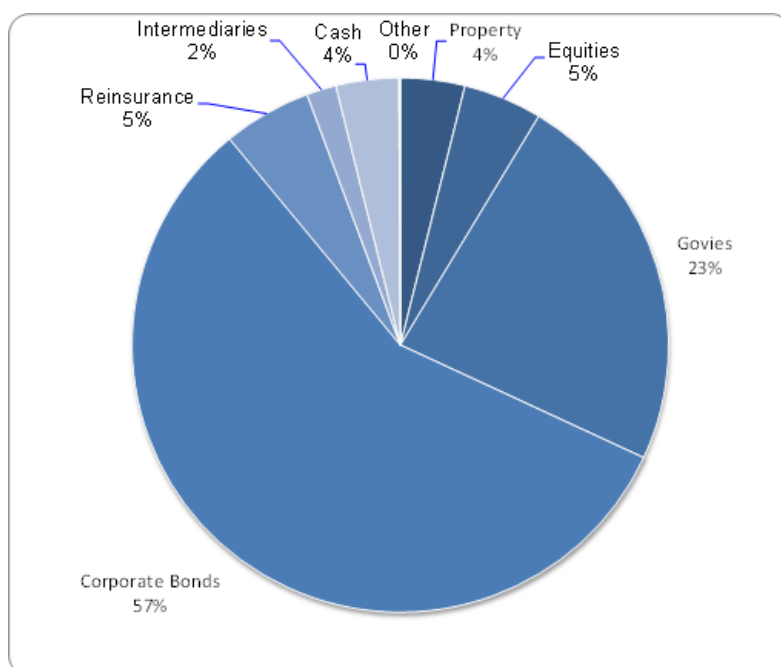
## D.1.2. Reconciliation to financial reporting

### D.1.2.1. Overview

Valuation of the company's assets according to the Solvency II and Local Gaap principles at the current (31/12/2021) annual valuation date has given the results shown in the table below.

#### Assets under Local GAAP and Solvency II Valuation

	2021.12		
Assets	Solvency II	LocalGAAP	Difference
EUR '000			
Property	9,832.0	9,686.5	145.5
Equities	12,064.8	7,666.8	4,398.0
Government Bonds	59,111.3	57,197.1	1,914.2
Corporate Bonds	144,843.5	142,507.2	2,336.3
Assets held for index-linked and unit-linked contracts	-	-	
Loans & mortgages	-	-	
Reinsurance recoverables from:			
Insurance & intermediaries receivables	13,511.5	13,862.3	-350.8
Cash and cash equivalents	4,533.6	4,533.6	0
Other	9,604.5	9,604.5	0
Other	210.0	222.5	-12.5
<b>Total assets</b>	<b>253,711.1</b>	<b>245,280.5</b>	<b>8,430.7</b>



A more detailed overview of the company's total asset valuations, including a further breakdown of some of the aforementioned material asset classes and the 'other assets' item, can be found in the table 'S.02.01.01 in the annexes.

## Balance Sheet: Assets Year - to - Year Solvency II Valuation

Assets	Solvency II Valuation		
	2020.12	2021.12	Difference
EUR '000			
Intangible assets	-	-	
Deferred tax assets	-	-	
Pension benefit surplus	-	-	
Property, plant & equipment held for own use	10,194.0	9,832.0	-362.0
Investments (other than assets held for index-linked and unit-linked contracts)	204,671.4	216,019.6	11,348.2
Property (other than for own use)	-	-	
Holdings in related undertakings incl. participations	-	-	
Equities	433.9	500.5	66.6
Equities - listed	433.9	500.5	66.6
Equities - unlisted	-	-	
Bonds	194,731.3	203,954.8	9,223.5
Government Bonds	59,328.2	59,111.3	-216.9
Corporate Bonds	135,403.1	144,843.5	9,440.4
Structured notes	-	-	
Collateralised securities	-	-	
Collective Investments Undertakings	9,506.2	11,564.3	2,058.1
Derivatives	-	-	
Deposits other than cash equivalents	-	-	
Other investments	-	-	
Assets held for index-linked and unit-linked contracts	-	-	
Loans & mortgages	-	-	
Loans on policies	-	-	
Loans & mortgages to individuals	-	-	
Other loans & mortgages	-	-	
Reinsurance recoverables from:	10,115.7	13,511.5	3,395.8
Non-life and health similar to non-life	10,115.7	13,511.5	3,395.8
Non-life excluding health	10,115.7	13,511.5	3,395.8
Health similar to non-life	-	-	
Life and health similar to life, excluding health and index-linked and unit-linked	-	-	
Health similar to life	-	-	
Life excluding health and index-linked and unit-linked	-	-	
Life index-linked and unit-linked	-	-	
Deposits to cedants	-	-	
Insurance & intermediaries receivables	2,777.2	4,533.6	1,756.3
Reinsurance receivables	-	-	
Receivables (trade, not insurance)	29.6	92.8	63.2
Own shares (held directly)	-	-	
Amounts due in respect of own fund items or initial fund called up but not yet paid in	-	-	
Cash and cash equivalents	9,575.5	9,604.5	29.0
Any other assets, not elsewhere shown	157.0	117.2	-39.8
<b>Total assets</b>	<b>237,520.4</b>	<b>253,711.1</b>	<b>16,190.7</b>

## D.2. Technical provisions

### D.2.1. Basis, methods and assumptions for the valuation

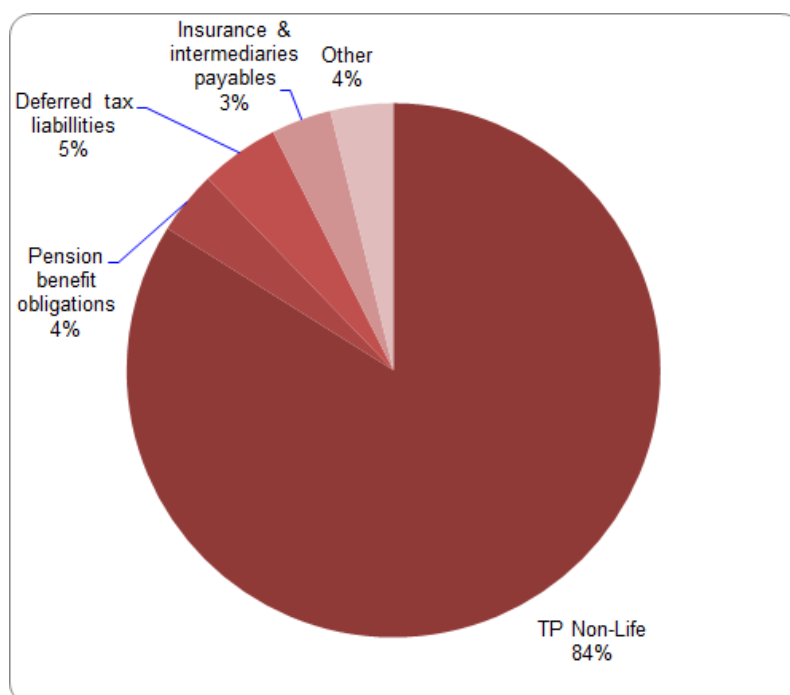
In contrast to the assets side of the balance sheet, there are generally no market prices available for the balance sheet items on the liabilities side. The main part of the liabilities is the technical provisions. The valuation of these items for solvency purposes ("Best estimates of Liabilities") takes into account appropriate market parameters and is made by using methods of mathematical finance and actuarial models. For certain balance sheet items on the liabilities side, such as non-technical provisions and payables, the nominal value or the IFRS carrying value is recognized for valuation.

## D.2.2. Reconciliation to financial reporting

We first provide an overview of the valuation of the technical provisions under both valuation frameworks.

### Liabilities under Local GAAP and Solvency II Valuation

Liabilities	2021.12		
	Solvency II	LocalGAAP	Difference
EUR '000			
Technical provisions – non-life (excluding health)	128,191.4	155,281.2	-27,089.8
Technical provisions - health (similar to non-life)	-	-	-
Technical provisions - health (similar to life)	-	-	-
Technical provisions – life (excluding health and index-linked and unit-)	-	-	-
Technical provisions – index-linked and unit-linked	-	-	-
Pension benefit obligations	5,853.6	-	5,853.6
Deferred tax liabilities	7,331.2	0	7,331.2
Insurance & intermediaries payables	5,559.3	5,559.3	0
Other	5,822.7	9,114.6	-3,291.9
<b>Total liabilities</b>	<b>152,758.1</b>	<b>169,955.1</b>	<b>-17,196.9</b>



Differences in the value of the technical provisions between Solvency II and BGAAP (27.1 Mio EUR) can be explained by structural differences in valuation methodology.

The BGAAP technical provisions consist of the premium and claim provisions. The premium provision consist of the non-earned premiums as the written premiums are earned on an accrual basis. The claim provisions are based on a 'case by case' assessment of the expected claims, without application of any discounting increased with a reserve for IBNR.

Under Solvency II all relevant expected cash flows for the premium and claim liabilities are projected and then discounted based on an extensive set of model assumptions, parameters and , above all,

interest rates scenario's reflecting market expectations, in order to obtain the best estimates. Next, an additional margin (the 'risk margin') is added to the best estimates.

Compared to the previous period the unrealized gains on technical provisions increased by 24.2 Mio. This increase is driven by an update of the best estimate methodology that results in a higher surplus on the technical provisions of 17.7 Mio EUR and an updated risk margin calculation (joined impact of a methodological update, the revision of the USP parameter for reserve risk and a lower best estimate) that has led to a decrease of the risk margin of 6.5 Mio EUR.

In its valuation of the technical provisions (for solvency purposes) at YE2021, the company applies the volatility adjustment according to the specifications provided by EIOPA. If this volatility adjustment had not been used, the value of the technical provisions would have increased from 128.2 Mio EUR to 128.3 Mio EUR. The SCR ratio shows a small decrease from 289.8 % to 289.2 % and the MCR from 643.9% to 642.6%. The effect is limited as the VA only amounts to 3bp.

### S.02.01 Balance Sheet: Liabilities under Local GAAP and Solvency II Valuation

	2021.12		
Liabilities	LocalGAAP	Solvency II	Difference
EUR '000			
Technical provisions – non-life	155,281.2	128,191.4	-27,089.8
Technical provisions – non-life (excluding health)	155,281.2	128,191.4	-27,089.8
<i>Technical provisions calculated as a whole</i>	-	-	-
<i>Best Estimate</i>	-	124,524.1	-
<i>Risk margin</i>	-	3,667.2	-
Technical provisions - health (similar to non-life)	-	-	-
<i>Technical provisions calculated as a whole</i>	-	-	-
<i>Best Estimate</i>	-	-	-
<i>Risk margin</i>	-	-	-
Technical provisions - life (excluding index-linked and unit-linked)	-	-	-
Technical provisions - health (similar to life)	-	-	-
<i>Technical provisions calculated as a whole</i>	-	-	-
<i>Best Estimate</i>	-	-	-
<i>Risk margin</i>	-	-	-
Technical provisions – life (excluding health and index-linked and unit-linked)	-	-	-
<i>Technical provisions calculated as a whole</i>	-	-	-
<i>Best Estimate</i>	-	-	-
<i>Risk margin</i>	-	-	-
Technical provisions – index-linked and unit-linked	-	-	-
Technical provisions calculated as a whole	-	-	-
Best Estimate	-	-	-
Risk margin	-	-	-
Other technical provisions	-	-	-
Contingent liabilities	-	-	-
Provisions other than technical provisions	1,959.8	1,959.8	0
Pension benefit obligations	-	5,853.6	5,853.6
Deposits from reinsurers	12.4	12.4	0
Deferred tax liabilities	-	7,331.2	7,331.2
Derivatives	-	-	-
Debts owed to credit institutions	-	-	-
Financial liabilities other than debts owed to credit institutions	-	208.1	208.1
Insurance & intermediaries payables	5,559.3	5,559.3	0
Reinsurance payables	520.9	520.9	0
Payables (trade, not insurance)	5,970.1	2,470.1	-3,500.0
Subordinated liabilities	-	-	-
Subordinated liabilities not in Basic Own Funds	-	-	-
Subordinated liabilities in Basic Own Funds	-	-	-
Any other liabilities, not elsewhere shown	651.5	651.5	0
<b>Total liabilities</b>	<b>169,955.1</b>	<b>152,758.1</b>	<b>-17,196.9</b>
<b>Excess of assets over liabilities</b>	<b>75,325.4</b>	<b>100,953.0</b>	<b>25,627.6</b>



## D.3. Other liabilities

The table below shows the differences in valuation between the Solvency II environment and BGAAP for the remaining liabilities.

### Classes of other liabilities

	2021.12		
Liabilities	Solvency II valuation	Statutory Valuation	Differences
EUR '000			
Contingent liabilities	-	-	
Provisions other than technical provisions	1,959.8	1,959.8	0
Pension benefit obligations	5,853.6	-	5,853.6
Deposits from reinsurers	12.4	12.4	0
Current tax liabilities			0
Deferred tax liabilities	7,331.2	-	7,331.2
Derivatives	-	-	
Debts owed to credit institutions	-	-	
Financial liabilities other than debts owed to credit	208.1	-	208.1
Insurance & intermediaries payables	5,559.3	5,559.3	0
Reinsurance payables	520.9	520.9	0
Payables (trade, not insurance)	2,470.1	5,970.1	-3,500.0
Subordinated liabilities not in Basic Own Funds	-	-	
Subordinated liabilities in Basic Own Funds	-	-	
Any other liabilities, not elsewhere shown	651.5	651.5	0.0
<b>Total liabilities</b>	<b>24,566.8</b>	<b>14,673.9</b>	<b>9,892.9</b>

We distinguish 3 items with material differences in valuation:

- Deferred tax liabilities are not recognized under BGAAP.
- The most significant difference is found for the 'Pension benefit obligations'. Under Solvency II, by far the largest part of this item is related to the company's obligations with regard to pension benefits of the defined benefit type for its own staff. For these obligations, the company has to take into account all future benefits earned up to that date. Valuation of this liability is based on the principles underlying best estimate calculations. For the estimation of the present value of future obligations at YE2021, best estimate assumptions with regard to annual increase of effective and reference salaries as well as a discount rate have been used by the company.
- The delta of 3.5 Mio EUR ('Payables') is explained by the fact that the BGAAP figure already includes the impact of the foreseeable dividend payout over 2021, in contrast with the SII figures where this adjustment is foreseen later on ('foreseeable dividends, distributions and charges').

## **E. Capital management**

### **E.1. Own funds**

The following section provides an overview of the main objectives of Euromex capital planning. It provides information on the amount and structure of the own funds reported in the regular disclosure reporting. In addition, the differences in the amount and composition between the own funds assessed for solvency purposes (i.e. at fair value) and the equity as observed under BGAAP are presented.

#### **E.1.1. Capital management: objectives, policy and processes**

The overarching conditions regarding the company's capital needs are set on the one hand by regulatory requirements and on the other hand by internal risk management guidelines. While the regulatory requirements primarily concern the protection of the policyholder, the internal guidelines are derived in particular from the risk-oriented management of the business activity.

The objective of Euromex is the long term and sustained securing of sufficient capitalization and the fulfillment of all supervisory requirements. Capital management supports the risk-based business strategy and ensures an efficient use of capital at all times, while fulfilling the aforementioned boundary conditions.

In the context of the Solvency II based legislation, (legal requirement since January 1, 2016), Euromex determines its own funds and the capital requirement, the latter by use of the 'Solvency II standard formula but with undertaking specific parameters. Compliance with the local Solvency II based requirements and with internal risk appetite based criteria will have a close relationship with the company's dividend capacity.

The responsible risk owners and risk controllers within the organization are involved in a regular reporting process. The reporting, which contains key figures for Solvency II, is made available on a quarterly basis and is discussed in the risk committee. If the key criteria are not met, appropriate measures are immediately initiated. The solvency situation is monitored promptly and the basis for risk-based management decisions is integrated in the entire organization. In addition, Euromex is able to meet external reporting requirements at any time.

#### **E.1.2. Own funds analysis**

Based on the information commented in chapter 'Valuation for Solvency purpose' the own funds of Euromex are shown in the following table:

## Balance Sheet - Local GAAP and Solvency II Valuation

	2021.12		
	Solvency II	LocalGAAP	Difference
EUR '000			
<b>Total assets</b>	253,711.1	245,280.5	8,430.7
<b>Total liabilities</b>	152,758.1	169,955.1	-17,196.9
<b>Excess of assets over liabilities</b>	100,953.0	75,325.4	25,627.6

Under the Solvency II regime the balance sheet increases thanks to the URG (Unrealized Gains) on the assets. The liabilities decrease due to surplus on the technical provisions, which are only partially offset by the recognition of the pension benefit obligations and a deferred tax liability.

The delta own funds has increased by 21.6 Mio EUR compared to YE2020 (5.3 Mio EUR → 25.6 Mio EUR).

The delta market value between local valuation of the assets and their market value decreased by 1.2 Mio EUR as the decrease on the URG's on bonds (-4.7 Mio EUR) outweighs the increased URG's on investment funds (2.1 Mio EUR) and the reduced deficiency on reinsurance recoverables (1.0 Mio EUR).

The deficiency on the liability side at end 2020 (-4.4 Mio EUR) has become a surplus of 17.2 Mio EUR. This increase of 21.6 Mio EUR is driven by an update of the best estimate methodology that results in a higher surplus on the technical provisions of 17.7 Mio EUR and an updated risk margin calculation (joined impact of a methodological update, the revision of the USP parameter for reserve risk and a lower best estimate) that has led to a decrease of the risk margin of 6.5 Mio EUR. This is partially offset by an increase of the deferred tax liability of 5.6 Mio EUR that represents the expected tax impact on the difference between the BGAAP and SII valuation. A delta of 3.5 Mio EUR is explained by the fact that the BGAAP figures already include the impact of the foreseeable dividend payout over 2021 of 3.5 Mio EUR, in contrast with the SII figures where this adjustment is foreseen later on (foreseeable dividends, distributions and charges).

At yearend 2021, Euromex statutory own funds consist of share capital, share premiums account, revaluation surplus and retained earnings.

### E.1.3. Transitional arrangements

As demonstrated in the following table, the effect of the volatility adjustment is rather limited, mainly as a result of the short term, non-life business written.

### S.22.01.21. Impact of long term guarantees measures and transitionals

	Amount with Long Term Guarantee measures and transitionals	Impact of volatility adjustment set to zero
EUR '000		
Technical provisions	128,321.6	130.2
Basic own funds	97,364.8	-88.2
Eligible own funds to meet Solvency Capital Requirement	97,364.8	-88.2
Solvency Capital Requirement	33,668.4	37.8
Eligible own funds to meet Minimum Capital Requirement	97,364.8	-88.2
Minimum Capital Requirement	15,150.8	17.0

#### E.1.4. Eligible amount of own funds to cover the SCR and MCR

Under valuation of assets and liabilities for (SII) solvency purposes, Euromex obtained a total amount of basic own funds of 97.5 Mio EUR, which belongs completely to 'tier 1 –unrestricted'. This amount is composed of the following components:

## Own funds: eligible own funds and capital requirements

	2020	2021				
	Total	Total	Tier 1 - unrestricted	Tier 1 - restricted	Tier 2	Tier 3
EUR '000						
<b>Available and eligible own funds</b>						
Total available own funds to meet the SCR	72,357.1	97,453.0	97,453.0	-	-	-
Total available own funds to meet the MCR	72,357.1	97,453.0	97,453.0	-	-	-
Total eligible own funds to meet the SCR	72,357.1	97,453.0	97,453.0	-	-	-
Total eligible own funds to meet the MCR	72,357.1	97,453.0	97,453.0	-	-	-
<b>SCR</b>	52,237.6	33,630.6	0.0	0.0	0.0	0.0
<b>MCR</b>	19,168.7	15,133.8	0.0	0.0	0.0	0.0
<b>Ratio of Eligible own funds to SCR</b>	139%	290%	0%	0%	0%	0%
<b>Ratio of Eligible own funds to MCR</b>	377%	644%	0%	0%	0%	0%

In 2021 the own funds BGAAP increased by 8.2 Mio EUR consisting of the result of the bookyear (11.8 Mio EUR) minus the foreseeable dividend of 3.5 Mio EUR.

The main differences between BGAAP statutory own funds and the own funds valued for SII solvency purposes (for an amount of 22.1 Mio EUR) are, as described in the Chapter "Valuation", explained by different valuation approaches for both assets and liabilities and differences in the recognition of balance sheet items.

Euromex has no deductions to make for ineligible elements from these own funds amount. Moreover, all of Euromex' own funds qualify for the highest level of quality (i.e. they are of tier 1), so they can be used without restriction to cover the company's capital requirement.

The reconciliation reserve is determined as follows:

#### **S.23.01.01. Own funds : reconciliation reserve**

	<b>Total</b>
EUR '000	
Excess of assets over liabilities	100,953.0
Foreseeable dividends, distributions and charges	3,500.0
Other basic own fund items	9,007.9
<b>Reconciliation reserve</b>	<b>88,445.1</b>

It consists of the "Retained earnings including profits from the year net of foreseeable dividends" for an amount of 66.3 Mio EUR, the delta of 22.1 Mio EUR is related to differences in valuation between BGAAP and Solvency II.

## **E.2. SCR and MCR**

The quantitative results and information on the own funds and the solvency capital requirement presented in this report correspond to those submitted to the NBB in virtue of the regular supervisory reporting requirements. All the terminology used corresponds to the definitions in accordance with the Belgian legislation and regulation with respect to the statute and the supervision of insurance and reinsurance companies.

### **E.2.1. Solvency model**

#### **E.2.1.1. Introduction**

As a modern solvency regime for insurance companies, the newly implemented Solvency II framework guarantees an improved coverage of the economic risk situation of insurance companies. The objective of this regulatory framework is, a.o., to protect the insured against the consequences of the insurer's

insolvency.

The regulatory capital requirement (called 'SCR' or 'Solvency Capital Requirement') is set at such a level that an insurer only becomes unable to absorb the loss with his own funds due to negative events that occur no more than once every two hundred years. Moreover, an absolute minimum capital level is defined (MCR or minimum capital requirement) which triggers additional supervisory procedures in case of non-compliance.

#### **E.2.1.2. Description of the model**

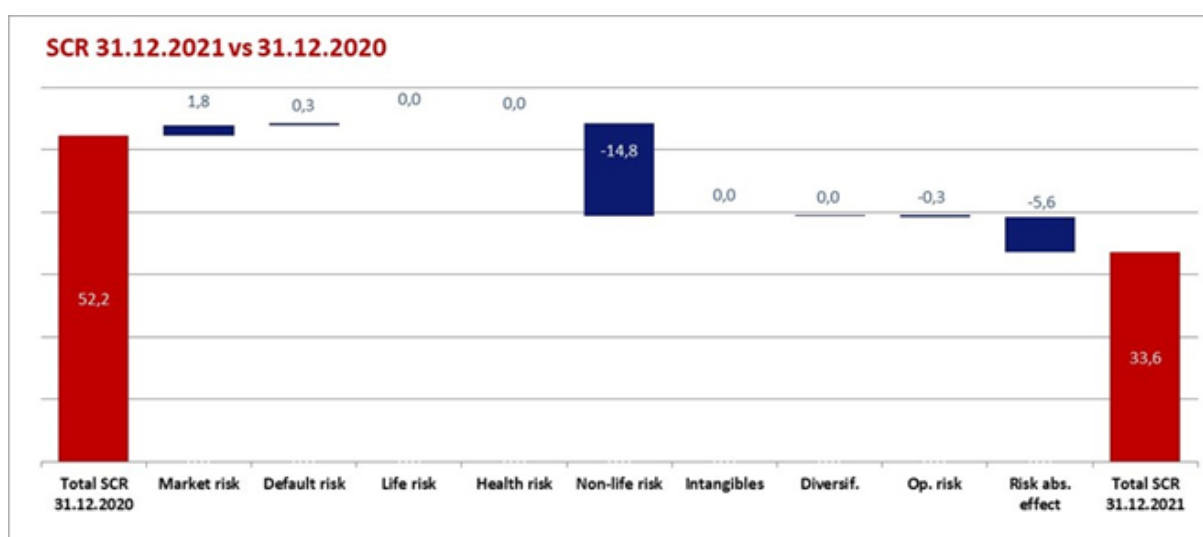
For the calculation of its solvency capital requirement, Euromex uses the 'Solvency II Standard Model' except for the underwriting risk where Euromex received approval to use, undertaking specific parameters (USP) for the reserve risk. The standard model essentially provides a predefined set of reference calibrations for the derivation of the SCR.

#### **E.2.2. SCR and MCR Overview**

The table below shows how the total capital requirement is composed in function of its main components. The decrease is mainly driven by the decrease in underwriting risk.

## Solvency Capital Requirement — for undertakings on Standard Formula

	2020.12	2021.12
EUR '000		
Market risk	14,884.8	16,638.6
Counterparty default risk	1,066.6	1,369.4
Life underwriting risk	-	-
Health underwriting risk	-	-
Non-life underwriting risk	43,454.2	28,609.2
Diversification	-9,519.2	-9,391.1
Intangible asset risk	-	-
<b>Basic Solvency Capital Requirement</b>	<b>49,886.3</b>	<b>37,226.1</b>
<b>Calculation of Solvency Capital Requirement</b>		
Operational risk	4,084.5	3,735.7
Loss-absorbing capacity of technical provisions	-	-
Loss-absorbing capacity of deferred taxes	-1,733.3	-7,331.2
<b>Solvency capital requirement excluding capital add-on</b>	<b>52,237.6</b>	<b>33,630.6</b>



### E.2.2.1. Breakdown of the capital requirement for underwriting risk

As monoline insurer with respect to legal expenses, the non-life risk only consists of the premium and reserve risk. No catastrophe risk is to be accounted for. Compared to previous period we observe a significant decrease of 14.8 Mio EUR from 43.5 Mio EUR at YE 2020 to 28.6 Mio EUR at YE 2021. This decrease is highly driven by a decrease of the best estimate claim provisions as a result of an updated methodology (volume) in addition to an update of the Euromex' USP parameter for reserve risk (risk factor).



### S.26.05.01.04 Non-life catastrophe risk and total non-life underwriting risk

	2020.12	2021.12
EUR '000		
Non-life premium and reserve risk	43,454.2	28,609.2

#### E.2.2.2. Breakdown of the capital requirement for investment risks

The capital requirement for market risk is composed as shown in the table below:

Spread risk remains the main source of risk within the market risk cluster. The exposure in corporate bonds increased due to new investments in corporate bonds and the reinvestments of matured government bonds. As a result of this the spread risk increases slightly from 9.5 Mio EUR YE 2020 to 9.6 Mio EUR YE 2021.

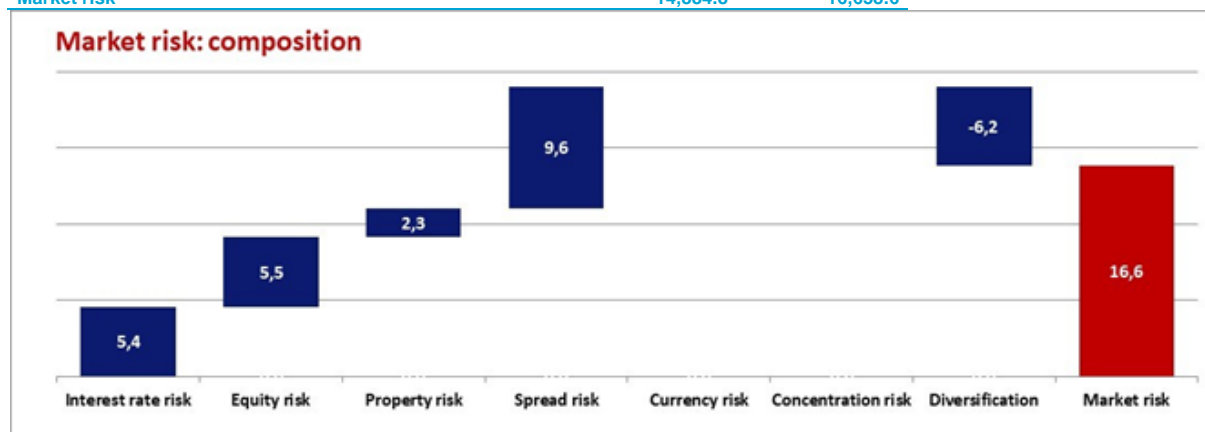
The interest rate risk is related to the duration gap between the assets and liabilities. The interest rate risk increased from 4.7 Mio EUR to 5.4 Mio EUR due to an increase of the curve and a higher duration gap.

The increase in equity risk (3.8 Mio EUR YE 2020 → 5.5 Mio EUR YE 2021) is mainly due to the market evolution of the equity portfolio (9.9 Mio EUR → 12.1 Mio EUR) and to the increase of the symmetric equity adjustment (-0.5% YE 2020 → 6.9% YE 2021).

The property risk has remained stable at 2.3 Mio EUR.

#### S.26.01 Market risk components

	2020.12	2021.12
in TEUR		
Interest rate risk	4,685.0	5,442.0
Equity risk	3,829.0	5,535.3
Property risk	2,315.0	2,267.5
Spread risk	9,480.9	9,565.8
Concentration risk	-	-
Currency risk	-	-
Diversification	-5,425.1	-6,172.0
<b>Market risk</b>	<b>14,884.8</b>	<b>16,638.6</b>



### E.2.2.3. Minimum capital requirement

Under SII, the calculation of the absolute minimum capital takes into account a number of business related quantities like technical provisions and premiums.

As shown in the table below Euromex' minimum capital requirement (MCR) amounts to 15.1 Mio EUR. This is a decrease compared to the 19.2 Mio of last year due to the decrease of the technical provisions and the reduced SCR (at YE2021 the MCR is capped at 45% of the SCR). Hence the own funds amount to 643.9% of the MCR compared to 377.5% at YE2020.

#### Minimal Capital Requirement — for undertakings on Standard Formula

	2020.12	2021.12
EUR '000		
MCR components (life) - Non-life activities	19,168.7	15,133.8
MCR components (life) - Life activities	0	0
<b>Minimum Capital Requirement</b>	<b>19,168.7</b>	<b>15,133.8</b>

### E.2.3. Simplified calculations and entity specific parameters

In the calculation of the SCR at 31/12/2021, the company did not apply any simplified calculations. The reported figures of Euromex are with undertaking specific parameters for the underwriting risk. The Solvency II ratio of Euromex without USP's would result in 251.6%.

### E.2.4. Use of the duration-based equity risk sub-module for SCR calculation

In the calculation of the SCR at 31/12/2021, the company did not use the duration based approach to calculate the Capital requirement for the equity risk.

## E.3. Non-compliance with the MCR and the SCR

The company has the necessary processes in place to monitor its compliance with its MCR and SCR on a continuous basis. The Solvency II quote for Euromex was 289.8% at the end of 2021, applying volatility adjustment. The legal requirement to hold sufficient own funds to cover the solvency capital requirement has therefore been fulfilled. The Solvency II ratio is also above the target ratio of 150% set in Euromex' updated Risk Appetite and Risk Strategy policy, which came into effect on 01/01/2021.

## E.4. Difference between the standard formula and any internal

## model used

As per the reporting date, Euromex did not use any internal models, hence this section is without object.

### E.5. Other relevant information

The company considers that all relevant information with respect to its capital management in view of its regular supervisory reporting has been communicated in the other sections of the chapter 'Capital Management' of the current report.

QRT reference	Template Name
S.02.01	Balance Sheet
S.05.01	Premiums, claims and expenses
S.05.02	Premiums, claims and expenses by country
S.17.01	Non-Life Technical Provisions
S.19.21	Non-Life Insurance Claims

S.22.01	Impact of long term guarantees measures and transitionals
S.23.01	Own Funds
S.25.01	Solvency Capital Requirement – for undertakings on Standard Formula
S.28.01	Minimum Capital Requirement – Only Life or only non-life insurance or reinsurance activity

#### Basic Information - General

		C0010
Undertaking name	R0010	Euromex NV
Undertaking identification code	R0020	LEI/54930007D9SMDQUVMF20
Type of undertaking	R0040	Non-Life undertakings
Country of authorisation	R0050	BELGIUM
Language of reporting	R0070	English
Reporting submission date	R0080	31/12/2021
Reporting reference date	R0090	31/12/2021
Regular/Ad-hoc submission	R0100	Regular reporting
Currency used for reporting	R0110	EUR
Accounting standards	R0120	Local GAAP
Method of Calculation of the SCR	R0130	Standard formula
Use of undertaking specific parameters	R0140	Use of undertaking specific parameters
Ring-fenced funds	R0150	Not reporting activity by RFF
Matching adjustment	R0170	No use of matching adjustment
Volatility adjustment	R0180	Use of volatility adjustment

Transitional measure on the risk-free interest rate	R0190	No use of transitional measure on the risk-free interest rate
Transitional measure on technical provisions	R0200	No use of transitional measure on technical provisions
Initial submission or re-submission	R0210	Initial submission

## S.02.01.02. Balance sheet: assets

EUR '000		<u>Solvency II value</u>
		C0010
<b>Assets</b>		
Goodwill	R0010	
Deferred acquisition costs	R0020	
Intangible assets	R0030	-
Deferred tax assets	R0040	-
Pension benefit surplus	R0050	-
Property, plant & equipment held for own use	R0060	9,832.0
Investments (other than assets held for index-linked and unit-linked contracts)	R0070	216,019.6
Property (other than for own use)	R0080	-
Holdings in related undertakings, including participations	R0090	-
Equities	R0100	500.5
<i>Equities - listed</i>	R0110	500.5
<i>Equities - unlisted</i>	R0120	-
Bonds	R0130	203,954.8
<i>Government Bonds</i>	R0140	59,111.3
<i>Corporate Bonds</i>	R0150	144,843.5
<i>Structured notes</i>	R0160	-
<i>Collateralised securities</i>	R0170	-
Collective Investments Undertakings	R0180	11,564.3
Derivatives	R0190	-
Deposits other than cash equivalents	R0200	-
Other investments	R0210	-
Assets held for index-linked and unit-linked contracts	R0220	-
Loans and mortgages	R0230	-
<i>Loans on policies</i>	R0240	-
<i>Loans and mortgages to individuals</i>	R0250	-
<i>Other loans and mortgages</i>	R0260	-
Reinsurance recoverables from:	R0270	13,511.5
Non-life and health similar to non-life	R0280	13,511.5
<i>Non-life excluding health</i>	R0290	13,511.5
<i>Health similar to non-life</i>	R0300	-
Life and health similar to life, excluding health and index-linked and unit-linked	R0310	-
<i>Health similar to life</i>	R0320	-
<i>Life excluding health and index-linked and unit-linked</i>	R0330	-
Life index-linked and unit-linked	R0340	-
Deposits to cedants	R0350	-
Insurance and intermediaries receivables	R0360	4,533.6
Reinsurance receivables	R0370	-
Receivables (trade, not insurance)	R0380	92.8
Own shares (held directly)	R0390	-
Amounts due in respect of own fund items or initial fund called up but not yet paid in	R0400	-
Cash and cash equivalents	R0410	9,604.5
Any other assets, not elsewhere shown	R0420	117.2
<b>Total assets</b>	<b>R0500</b>	<b>253,711.1</b>

## S.02.01.02. Balance sheet: liabilities

EUR '000		Solvency II value
		C0010
<b>Liabilities</b>		
Technical provisions – non-life	R0510	128,191.4
Technical provisions – non-life (excluding health)	R0520	128,191.4
<i>Technical provisions calculated as a whole</i>	R0530	-
<i>Best Estimate</i>	R0540	124,524.1
<i>Risk margin</i>	R0550	3,667.2
Technical provisions - health (similar to non-life)	R0560	-
<i>Technical provisions calculated as a whole</i>	R0570	-
<i>Best Estimate</i>	R0580	-
<i>Risk margin</i>	R0590	-
Technical provisions - life (excluding index-linked and unit-linked)	R0600	-
Technical provisions - health (similar to life)	R0610	-
<i>Technical provisions calculated as a whole</i>	R0620	-
<i>Best Estimate</i>	R0630	-
<i>Risk margin</i>	R0640	-
Technical provisions – life (excluding health and index-linked and unit-linked)	R0650	-
<i>Technical provisions calculated as a whole</i>	R0660	-
<i>Best Estimate</i>	R0670	-
<i>Risk margin</i>	R0680	-
Technical provisions – index-linked and unit-linked	R0690	-
Technical provisions calculated as a whole	R0700	-
<i>Best Estimate</i>	R0710	-
<i>Risk margin</i>	R0720	-
Other technical provisions	R0730	0
Contingent liabilities	R0740	-
Provisions other than technical provisions	R0750	1,959.8
Pension benefit obligations	R0760	5,853.6
Deposits from reinsurers	R0770	12.4
Deferred tax liabilities	R0780	7,331.2
Derivatives	R0790	-
Debts owed to credit institutions	R0800	-
Financial liabilities other than debts owed to credit institutions	R0810	208.1
Insurance & intermediaries payables	R0820	5,559.3
Reinsurance payables	R0830	520.9
Payables (trade, not insurance)	R0840	2,470.1
Subordinated liabilities	R0850	-
Subordinated liabilities not in Basic Own Funds	R0860	-
Subordinated liabilities in Basic Own Funds	R0870	-
Any other liabilities, not elsewhere shown	R0880	651.5
<b>Total liabilities</b>	<b>R0900</b>	<b>152,758.1</b>
<b>Excess of assets over liabilities</b>	<b>R1000</b>	<b>100,953.0</b>

## S.05.01.02.Premiums, claims and expenses by line of business: non-life & accepted non-proportional reinsurance (part 2 of 3)

Line of Business for: non-life insurance and reinsurance obligations (direct business and accepted proportional reinsurance)

		Fire and other damage to property insurance	General liability insurance	Credit and suretyship insurance	Legal expenses insurance	Assistance	Miscellaneous financial loss
		C0070	C0080	C0090	C0100	C0110	C0120
EUR '000							
<b>Premiums written</b>							
Gross - Direct Business	R0110	-	-	-	86,220.6	-	-
Gross - Proportional reinsurance accepted	R0120	-	-	-	-	-	-
Gross - Non-proportional reinsurance accepted	R0130						
Reinsurers' share	R0140	-	-	-	5,517.3	-	-
Net	R0200	-	-	-	80,703.4	-	-
<b>Premiums earned</b>							
Gross - Direct Business	R0210	-	-	-	85,889.7	-	-
Gross - Proportional reinsurance accepted	R0220	-	-	-	-	-	-
Gross - Non-proportional reinsurance accepted	R0230						
Reinsurers' share	R0240	-	-	-	5,370.4	-	-
Net	R0300	-	-	-	80,519.4	-	-
<b>Claims incurred</b>							
Gross - Direct Business	R0310	-	-	-	35,003.7	-	-
Gross - Proportional reinsurance accepted	R0320	-	-	-	-	-	-
Gross - Non-proportional reinsurance accepted	R0330						
Reinsurers' share	R0340	-	-	-	4,808.6	-	-
Net	R0400	-	-	-	30,195.1	-	-
<b>Changes in other technical provisions</b>							
Gross - Direct Business	R0410	-	-	-	-	-	-
Gross - Proportional reinsurance accepted	R0420	-	-	-	-	-	-
Gross - Non-proportional reinsurance accepted	R0430						
Reinsurers' share	R0440	-	-	-	-	-	-
Net	R0500	-	-	-	-	-	-
<b>Expenses incurred</b>	R0550	-	-	-	34,791.6	-	-
<b>Other expenses</b>	R1200						
<b>Total expenses</b>	R1300						



### S.05.01.02.01 Premiums, claims and expenses by line of business: Non-Life & Accepted non-proportional reinsurance (part 3 of 3)

		Line of Business for: accepted non-proportional reinsurance				Total
		Health	Casualty	Marine, aviation, transport	Property	
		C0130	C0140	C0150	C0160	C0200
EUR '000						
<b>Premiums written</b>						
Gross - Direct Business	R0110	-	-	-	-	86,220.6
Gross - Proportional reinsurance accepted	R0120	-	-	-	-	-
Gross - Non-proportional reinsurance accepted	R0130	-	-	-	-	-
Reinsurers' share	R0140	-	-	-	-	5,517.3
Net	R0200	-	-	-	-	80,703.4
<b>Premiums earned</b>						
Gross - Direct Business	R0210	-	-	-	-	85,889.7
Gross - Proportional reinsurance accepted	R0220	-	-	-	-	-
Gross - Non-proportional reinsurance accepted	R0230	-	-	-	-	-
Reinsurers' share	R0240	-	-	-	-	5,370.4
Net	R0300	-	-	-	-	80,519.4
<b>Claims incurred</b>						
Gross - Direct Business	R0310	-	-	-	-	35,003.7
Gross - Proportional reinsurance accepted	R0320	-	-	-	-	-
Gross - Non-proportional reinsurance accepted	R0330	-	-	-	-	-
Reinsurers' share	R0340	-	-	-	-	4,808.6
Net	R0400	-	-	-	-	30,195.1
<b>Changes in other technical provisions</b>						
Gross - Direct Business	R0410	-	-	-	-	-
Gross - Proportional reinsurance accepted	R0420	-	-	-	-	-
Gross - Non-proportional reinsurance accepted	R0430	-	-	-	-	-
Reinsurers' share	R0440	-	-	-	-	-
Net	R0500	-	-	-	-	-
<b>Expenses incurred</b>	R0550	-	-	-	-	34,791.6
<b>Other expenses</b>	R1200	-	-	-	-	2,268.7
<b>Total expenses</b>	R1300	-	-	-	-	37,060.2

## S.17.01.02. Non-Life Technical Provisions (part 2 of 3)

		Direct business and accepted proportional reinsurance					
		Fire and other damage to property insurance	General liability insurance	Credit and suretyship insurance	Legal expenses insurance	Assistance	Miscellaneous financial loss
		C0080	C0090	C0100	C0110	C0120	C0130
EUR '000							
<b>Technical provisions calculated as a whole</b>	R0010	-	-	-	-	-	-
<b>Total Recoverables from reinsurance/SPV and Finite Re after the adjustment for expected losses due to counterparty default associated to TP calculated as a whole</b>	R0050	-	-	-	-	-	-
<b>Technical provisions calculated as a sum of BE and RM</b>							
<b>Best estimate</b>							
Premium provisions							
Gross	R0060	-	-	-	14,305.1	-	-
Total recoverable from reinsurance/SPV and Finite Re after the adjustment for expected losses due to counterparty default	R0140	-	-	-	-332.4	-	-
Net Best Estimate of Premium Provisions	R0150	-	-	-	14,637.5	-	-
Claims provisions							
Gross	R0160	-	-	-	110,219.1	-	-
Total recoverable from reinsurance/SPV and Finite Re after the adjustment for expected losses due to counterparty default	R0240	-	-	-	13,844.0	-	-
Net Best Estimate of Claims Provisions	R0250	-	-	-	96,375.1	-	-
<b>Total Best estimate - gross</b>	R0260	-	-	-	124,524.1	-	-
<b>Total Best estimate - net</b>	R0270	-	-	-	111,012.6	-	-
<b>Risk margin</b>	R0280	-	-	-	3,667.2	-	-
<b>Amount of the transitional on Technical Provisions</b>							
Technical Provisions calculated as a whole	R0290	-	-	-	-	-	-
Best estimate	R0300	-	-	-	-	-	-
Risk margin	R0310	-	-	-	-	-	-
<b>Technical provisions - total</b>							
Technical provisions - total	R0320	-	-	-	128,191.4	-	-
Recoverable from reinsurance contract/SPV and Finite Re after the adjustment for expected losses due to counterparty default - total	R0330	-	-	-	13,511.5	-	-
Technical provisions minus recoverables from reinsurance/SPV and Finite Re - total	R0340	-	-	-	114,679.8	-	-

## S.19.01.21. Non-life insurance claims: gross claims paid by accident year

Total non-life business

Accident year

Gross Claims Paid (non-cumulative)

(absolute amount)

		Development year											In current year	Sum of years	
		0	1	2	3	4	5	6	7	8	9	10 & +			
in EUR '000		C0010	C0020	C0030	C0040	C0050	C0060	C0070	C0080	C0090	C0100	C0160	C0170	C0180	
Prior	R0100											81,877.0	R0100	585.8	81,877.0
N-9	R0160	1,233.8	6,601.6	4,075.7	2,090.9	1,648.4	1,096.6	968.0	501.3	417.9	273.3		R0160	273.3	18,907.4
N-8	R0170	1,841.0	6,874.8	4,510.1	2,462.5	1,862.4	1,224.5	762.8	654.9	449.9			R0170	449.9	20,642.9
N-7	R0180	1,872.9	7,819.1	4,474.2	2,445.1	1,800.6	1,184.6	622.6	490.8				R0180	490.8	20,709.9
N-6	R0190	2,141.7	7,315.3	4,431.0	2,650.8	1,775.6	1,134.0	801.7					R0190	801.7	20,250.0
N-5	R0200	3,072.7	7,895.3	5,338.0	3,034.6	2,137.9	1,312.5						R0200	1,312.5	22,791.0
N-4	R0210	3,022.7	8,952.2	5,995.8	3,269.1	2,416.0							R0210	2,416.0	23,655.7
N-3	R0220	3,777.0	8,774.7	5,827.1	3,808.6								R0220	3,808.6	22,187.4
N-2	R0230	3,928.9	8,803.7	6,762.4									R0230	6,762.4	19,495.1
N-1	R0240	3,409.7	8,771.2										R0240	8,771.2	12,180.9
N	R0250	3,729.4											R0250	3,729.4	3,729.4
Total	R0260												R0260	29,401.5	266,426.8

## S.22.01.21. Impact of long term guarantees measures and transitionals

		Amount with Long Term Guarantee measures and transitionals	Impact of transitional on technical provisions	Impact of transitional on interest rate	Impact of volatility adjustment set to zero	Impact of matching adjustment set to zero
		C0010	C0030	C0050	C0070	C0090
EUR '000						
Technical provisions	R0010	128,191.4	-	-	130.2	-
Basic own funds	R0020	97,453.0	-	-	-88.2	-
Eligible own funds to meet Solvency Capital Requirement	R0050	97,453.0	-	-	-88.2	-
Solvency Capital Requirement	R0090	33,630.6	-	-	37.8	-
Eligible own funds to meet Minimum Capital Requirement	R0100	97,453.0	-	-	-88.2	-
Minimum Capital Requirement	R0110	15,133.8	-	-	17.0	-

### S.23.01.01. Own funds: basic own funds

		Total	Tier 1 - unrestricted	Tier 1 - restricted	Tier 2	Tier 3
		C0010	C0020	C0030	C0040	C0050
EUR '000						
<b>Basic own funds before deduction for participations in other financial sector as foreseen in article 68 of Delegated Regulation 2015/35</b>						
Ordinary share capital (gross of own shares)	R0010	2,712.0	2,712.0		-	
Share premium account related to ordinary share capital	R0030	6,296.0	6,296.0		-	
Initial funds, members' contributions or the equivalent basic own - fund item for mutual and mutual-type undertakings	R0040	-	-		-	
Subordinated mutual member accounts	R0050	-		-	-	-
Surplus funds	R0070	-	-			
Preference shares	R0090	-		-	-	-
Share premium account related to preference shares	R0110	-		-	-	-
Reconciliation reserve	R0130	88,445.1	88,445.1			
Subordinated liabilities	R0140	-		-	-	-
An amount equal to the value of net deferred tax assets	R0160	-				-
Other own fund items approved by the supervisory authority as basic own funds not specified above	R0180	-	-	-	-	-
<b>Own funds from the financial statements that should not be represented by the reconciliation reserve and do not meet the criteria to be classified as Solvency II own funds</b>						
Own funds from the financial statements that should not be represented by the reconciliation reserve and do not meet the criteria to be classified as Solvency II own funds	R0220	0.0				
<b>Deductions</b>						
Deductions for participations in financial and credit institutions	R0230	-	-	-	-	-
<b>Total basic own funds after deductions</b>	R0290	97,453.0	97,453.0	-	-	-

### S.23.01.01. Own funds: ancillary own funds

		Total	Tier 1 - unrestricted	Tier 1 - restricted	Tier 2	Tier 3
		C0010	C0020	C0030	C0040	C0050
EUR '000						
<b>Ancillary own funds</b>						
Unpaid and uncalled ordinary share capital callable on demand	R0300	-			-	
Unpaid and uncalled initial funds, members' contributions or the equivalent basic own fund item for mutual and mutual - type undertakings, callable on demand	R0310	-			-	
Unpaid and uncalled preference shares callable on demand	R0320	-			-	-
A legally binding commitment to subscribe and pay for subordinated liabilities on demand	R0330	-			-	-
Letters of credit and guarantees under Article 96(2) of the Directive 2009/138/EC	R0340	-			-	
Letters of credit and guarantees other than under Article 96(2) of the Directive 2009/138/EC	R0350	-			-	-
Supplementary members calls under first subparagraph of Article 96(3) of the Directive 2009/138/EC	R0360	-			-	
Supplementary members calls - other than under first subparagraph of Article 96(3) of the Directive 2009/138/EC	R0370	-			-	-
Other ancillary own funds	R0390	-			-	-
<b>Total ancillary own funds</b>	<b>R0400</b>	<b>-</b>			<b>-</b>	<b>-</b>

### S.23.01.01. Own funds: eligible own funds and capital requirements

		Total	Tier 1 - unrestricted	Tier 1 - restricted	Tier 2	Tier 3
		C0010	C0020	C0030	C0040	C0050
EUR '000						
<b>Available and eligible own funds</b>						
Total available own funds to meet the SCR	R0500	97,453.0	97,453.0	-	-	-
Total available own funds to meet the MCR	R0510	97,453.0	97,453.0	-	-	
Total eligible own funds to meet the SCR	R0540	97,453.0	97,453.0	-	-	-
Total eligible own funds to meet the MCR	R0550	97,453.0	97,453.0	-	-	
<b>SCR</b>	<b>R0580</b>	<b>33,630.6</b>				
<b>MCR</b>	<b>R0600</b>	<b>15,133.8</b>				
<b>Ratio of Eligible own funds to SCR</b>	<b>R0620</b>	<b>289.8%</b>				
<b>Ratio of Eligible own funds to MCR</b>	<b>R0640</b>	<b>643.9%</b>				

## S.25.01.21. Solvency Capital Requirement for undertakings on Standard Formula

		Gross solvency capital requirement	USP		Simplifications
			C0110	C0090	C0120
EUR '000					
Market risk	R0010	16,638.6			
Counterparty default risk	R0020	1,369.4			
Life underwriting risk	R0030	-			
Health underwriting risk	R0040	-			
Non-life underwriting risk	R0050	28,609.2			
Diversification	R0060	-9,391.1			
Intangible asset risk	R0070	-			
<b>Basic Solvency Capital Requirement</b>	<b>R0100</b>	<b>37,226.1</b>			
<b>Calculation of Solvency Capital Requirement</b>		<b>C0100</b>			
Operational risk	R0130	3,735.7			
Loss-absorbing capacity of technical provisions	R0140	-			
Loss-absorbing capacity of deferred taxes	R0150	-7,331.2			
Capital requirement for business operated in accordance with Art. 4 of Directive 2003/41/EC	R0160	-			
<b>Solvency capital requirement excluding capital add-on</b>	<b>R0200</b>	<b>33,630.6</b>			
Capital add-on already set	R0210	-			
<b>Solvency capital requirement</b>	<b>R0220</b>	<b>33,630.6</b>			
<b>Other information on SCR</b>					
Capital requirement for duration-based equity risk sub-module	R0400	-			
Total amount of Notional Solvency Capital Requirement for remaining part	R0410	-			
Total amount of Notional Solvency Capital Requirements for ring fenced funds	R0420	-			
Total amount of Notional Solvency Capital Requirements for matching adjustment portfolios	R0430	-			
Diversification effects due to RFF nSCR aggregation for article 304	R0440	-			
<b>Approach to tax rate</b>					
			<b>C0109</b>		
Approach based on average tax rate	R0590				

### S.28.01.01. Minimum Capital Requirement: MCRNL result

Linear formula component for non-life insurance and reinsurance obligations

		C0010
EUR '000		
<b>MCRNL Result</b>	<b>R0010</b>	<b>17,870.8</b>



Euromex is the tradename for Europese Maatschappij voor Schaderegeling en Expertise

Insurance company with code NBB 0463

LPR Antwerp, division Antwerp – CBE (VAT BE ) 0404.493.859

Registered Office : Generaal Lemanstraat 82-92, 2600 Berchem, België – telnr : +32 3 451 44 00

[info@euromex.be](mailto:info@euromex.be) – [www.euromex.be](http://www.euromex.be)